

1811398-1 ✓ ACTIVE

Buchanan WireMate


TE Internal #: 1811398-1

Ballast Connectors, Connector, Poke-In, Header, Wire-to-Board, 6 Position, .138 in [3.5 mm] Centerline, Printed Circuit Board, 16 – 18 AWG Wire Size

[View on TE.com >](#)



Connectors > Lighting Connectors > Ballast Connectors



Lighting Product Type: **Connector**

Termination Method to Wire & Cable: **Poke-In**

Lighting Connector Type: **Header**

Connector System: **Wire-to-Board**

Number of Positions: **6**

Features

Product Type Features

Lighting Connector Style	Screwless Wire
Lighting Product Type	Connector
Lighting Connector Type	Header
Connector System	Wire-to-Board
Sealable	No
Connector & Contact Terminates To	Printed Circuit Board

Configuration Features

Number of Rows	2
Number of Positions	6

Electrical Characteristics

Operating Voltage (Max)	600 VDC
-------------------------	---------

Body Features

Primary Product Material	PBT GF
Primary Product Color	Black

Contact Features

Contact Layout	Staggered
Wire Contact Termination Area Plating Thickness	3.2 – 6.4 μm [125.98 – 251.97 μin]
Wire Contact Termination Area Plating Material Finish	Matte
Wire Contact Termination Area Plating Material	Tin
Contact Mating Area Plating Material Thickness	3.2 – 6.4 μm [125.98 – 251.97 μin]
Contact Mating Area Plating Material	Tin
Contact Mating Area Plating Material Finish	Matte
Contact Current Rating (Max)	6 A

Termination Features

Termination Method to Printed Circuit Board	Through Hole - Solder
Termination Method to Wire & Cable	Poke-In

Mechanical Attachment

PCB Mount Alignment	Without
PCB Mount Retention	With
PCB Mount Retention Type	Mounting Hole

Housing Features

Centerline (Pitch)	3.5 mm[.138 in]
--------------------	-----------------

Dimensions

Connector Length	22.9 mm[.902 in]
Post-Mating Assembly Measurement	22.9 mm[.901 in]
Connector Height	13 mm[.512 in]
Connector Width	8.64 mm[.34 in]
PCB Thickness (Recommended)	1.8 mm[.07 in]
Wire Size	16 – 18 AWG

Usage Conditions

Operating Temperature Range	-30 – 105 $^{\circ}\text{C}$ [-22 – 221 $^{\circ}\text{F}$]
-----------------------------	--

Industry Standards

Compatible With Approved Standards Products	CSA C22.2 No. 182.3, UL 1977
UL Flammability Rating	UL 94V-0

Packaging Features

--	--



Packaging Quantity	80
Packaging Method	Box & Tray, Tray

Product Compliance

[For compliance documentation, visit the product page on TE.com>](#)

EU RoHS Directive 2011/65/EU	Compliant
EU ELV Directive 2000/53/EC	Compliant
China RoHS 2 Directive MIIT Order No 32, 2016	No Restricted Materials Above Threshold
EU REACH Regulation (EC) No. 1907/2006	Current ECHA Candidate List: JUNE 2023 (235) Candidate List Declared Against: JUNE 2023 (235) Does not contain REACH SVHC
Halogen Content	Not Low Halogen - contains Br or Cl > 900 ppm.
Solder Process Capability	Wave solder capable to 265°C

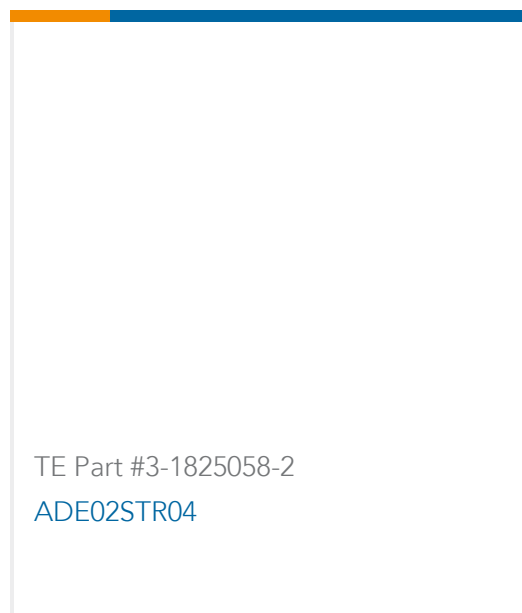
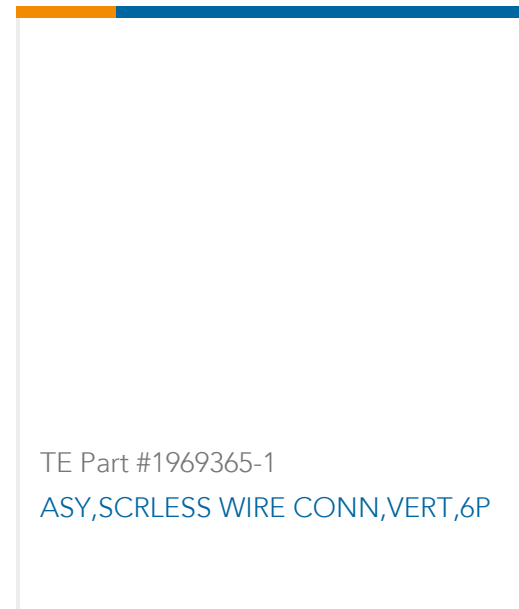
Product Compliance Disclaimer

This information is provided based on reasonable inquiry of our suppliers and represents our current actual knowledge based on the information they provided. This information is subject to change. The part numbers that TE has identified as EU RoHS compliant have a maximum concentration of 0.1% by weight in homogenous materials for lead, hexavalent chromium, mercury, PBB, PBDE, DBP, BBP, DEHP, DIBP, and 0.01% for cadmium, or qualify for an exemption to these limits as defined in the Annexes of Directive 2011/65/EU (RoHS2). Finished electrical and electronic equipment products will be CE marked as required by Directive 2011/65/EU. Components may not be CE marked. Additionally, the part numbers that TE has identified as EU ELV compliant have a maximum concentration of 0.1% by weight in homogenous materials for lead, hexavalent chromium, and mercury, and 0.01% for cadmium, or qualify for an exemption to these limits as defined in the Annexes of Directive 2000/53/EC (ELV). Regarding the REACH Regulation, the information TE provides on SVHC in articles for this part number is based on the latest European Chemicals Agency (ECHA) 'Guidance on requirements for substances in articles' posted at this URL: <https://echa.europa.eu/guidance-documents/guidance-on-reach>

Compatible Parts



Customers Also Bought



Documents

Product Drawings

[ASY,SCRLESS WIRE CONN,VERT,6P](#)

English

CAD Files

Customer View Model

[ENG_CVM_1811398-1_A1.3d_igs.zip](#)

English

Customer View Model

[ENG_CVM_1811398-1_A1.3d_stp.zip](#)

English

Customer View Model

[ENG_CVM_1811398-1_A1.2d_dxf.zip](#)

English

[3D PDF](#)

English

[3D PDF](#)

3D



Customer View Model

[ENG_CVM_CVM_1811398-1_A.2d_dxf.zip](#)

English

Customer View Model

[ENG_CVM_CVM_1811398-1_A.3d_igs.zip](#)

English

Customer View Model

[ENG_CVM_CVM_1811398-1_A.3d_stp.zip](#)

English

By downloading the CAD file I accept and agree to the [Terms and Conditions](#) of use.

Datasheets & Catalog Pages

[BUCHANAN TERMINAL BLOCKS CATALOG - EUROSTYLE TERMINAL BLOCKS](#)

English

[BUCHANAN WireMate Connectors Brochure](#)

[BUCHANAN WireMate Connectors Brochure](#)

English

[Vertical and In-Line Screwless Wire Connectors](#)

English

Product Specifications

[Application Specification](#)

English

Agency Approvals

[UL Report](#)

English