

SNAP MOUNT TYPE ALUMINUM ELECTROLYTIC CAPACITORS

UPGRADE!

HU Series Useful of 4,000 hours at 105°C

• Conform RoHS

Features

• The HU series is the miniaturization products of 4,000 hours.



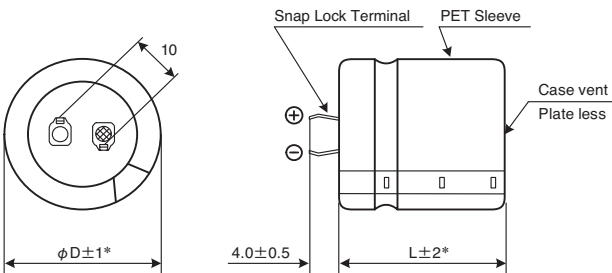
Product Specifications

Items	Specifications
Temperature range	-40°C ~ +105°C (200, 250V.DC) -25°C ~ +105°C (400 ~ 550V.DC)
Rated voltage	200 ~ 550V.DC
Capacitance tolerance	±20% (20°C, 120Hz)
Leakage current	0.02CV (µA) or 3mA, whichever is smaller or less (20°C, after 5 minutes) [C = nominal capacitance (µF), V = rated voltage (V)]
Dissipation factor	Less than the value specified in the standard products table. (20°C, 120Hz)
Permissible ripple current	As specified in the standard products table. (105°C, 120Hz)
Endurance	After the rated voltage with specified ripple current is applied at 105°C for 2000 hours : Capacitance change : Within ±20% of the initial value measured Dissipation factor : 200% or less than the initial value specified Leakage current : Less than or equal to the initial value specified
Shelf life	The following specification shall be meet when the capacitor are restored to 20°C after storage of 500 hours at 105°C with no voltage applied. Before the measurement, the capacitor shall be preconditioned by applying the voltage treatment according to Item 4.1 of JIS C 5101-4. Capacitance change : Within ±15% of the initial value measured Dissipation factor : 175% or less than the initial value specified Leakage current : Less than or equal to the initial value specified
Others	JIS C 5101-4

Dimensions

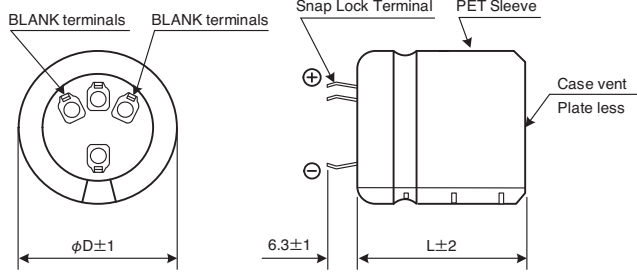
2-claw short terminal (Terminal code : C)

(Unit : mm)



4-claw terminal (Terminal code : S)

(Unit : mm)



* Products marked with "*" in the standard products table : φD±1.5, L±2.5
(For details of product specifications please request specification sheet.)

Ripple current correction coefficient

Temperature (°C)	60	70	85	105	
Correction coefficient	200~500V.DC	1.9	1.7	1.4	1.0
	550V.DC	1.7	1.5	1.3	1.0
Frequency (Hz)	50/60	120	300	1K	≥10K
Correction coefficient	0.7	1.0	1.1	1.3	1.4

Terminal permissible current is limited to 10Arms. (Even if calculated the permissible ripple current with the correction coefficient exceeds 10Arms)
Please consult us when the ripple voltage exceeds 70Vp-p.

Product code

(Example) HU Series 400V 330µF ±20%

HU 2G 331 M C A S2 WPEC

- HU: Type of series
- 2G: Rated voltage code
- 331: Capacitance code
- M: Capacitance tolerance code
- C: Terminal code
- A: Case dia code
- S2: Case height code
- W: Plate code
- P: Environmental code
- E: Case vent

Refer to page 118-119 for other terminal shape available on request.

ALUMINUM ELECTROLYTIC CAPACITORS

SNAP MOUNT TYPE ALUMINUM ELECTROLYTIC CAPACITORS

HU Series

Standard Products Table

Rated Voltage (V. DC)	Capacitance (μF)	Case size φD×L (mm)	tanδ 20°C, 120Hz	Ripple current (Arms) 105°C, 120Hz	ESR(typ.) (mΩ) 20°C, 100Hz	Product name
200	330	22×25	0.15	1.07	330	HU2D331MCXS2WPEC
	390	22×30	0.15	1.24	280	HU2D391MCXS3WPEC
	470	25×25	0.15	1.31	240	HU2D471MCYS2WPEC
	560	22×35	0.15	1.58	200	HU2D561MCXS4WPEC
		25×30	0.15	1.52	200	HU2D561MCYS3WPEC
	680	22×40	0.15	1.83	160	HU2D681MCXS5WPEC
		25×35	0.15	1.77	160	HU2D681MCYS4WPEC
		30×25	0.15	1.60	160	HU2D681MCZS2WPEC
	820	22×50	0.15	2.20	140	HU2D821MCXS7WPEC
		25×40	0.15	2.05	140	HU2D821MCYS5WPEC
		30×30	0.15	1.86	140	HU2D821MCZS3WPEC
		35×25	0.15	1.52	140	HU2D821MCAS2WPEC
	1,000	25×45	0.15	2.37	110	HU2D102MCYS6WPEC
		30×35	0.15	2.17	110	HU2D102MCZS4WPEC
	1,200	25×50	0.15	2.70	100	HU2D122MCYS7WPEC
		30×40	0.15	2.49	100	HU2D122MCZS5WPEC
		35×30	0.15	1.94	100	HU2D122MCAS3WPEC
	1,500	30×45	0.15	2.91	80	HU2D152MCZS6WPEC
		35×35	0.15	2.29	80	HU2D152MCAS4WPEC
	1,800	30×50	0.15	3.32	70	HU2D182MCZS7WPEC
35×40		0.15	2.62	70	HU2D182MCAS5WPEC	
2,200	35×45	0.15	3.02	50	HU2D222MCAS6WPEC	
250	220	22×25	0.15	0.95	440	HU2E221MCXS2WPEC
	330	22×30	0.15	1.24	290	HU2E331MCXS3WPEC
		25×25	0.15	1.19	290	HU2E331MCYS2WPEC
	390	22×35	0.15	1.42	250	HU2E391MCXS4WPEC
		25×30	0.15	1.37	250	HU2E391MCYS3WPEC
	470	22×40	0.15	1.65	210	HU2E471MCXS5WPEC
		30×25	0.15	1.42	210	HU2E471MCZS2WPEC
	560	22×45	0.15	1.88	180	HU2E561MCXS6WPEC
		25×35	0.15	1.74	180	HU2E561MCYS4WPEC
	680	25×45	0.15	2.11	150	HU2E681MCYS6WPEC
		30×30	0.15	1.82	150	HU2E681MCZS3WPEC
		35×25	0.15	1.52	150	HU2E681MCAS2WPEC
		25×50	0.15	2.41	120	HU2E821MCYS7WPEC
	820	30×35	0.15	2.10	120	HU2E821MCZS4WPEC
		35×30	0.15	1.76	120	HU2E821MCAS3WPEC
	1,000	30×40	0.15	2.43	100	HU2E102MCZS5WPEC
		35×35	0.15	2.04	100	HU2E102MCAS4WPEC
	1,200	30×50	0.15	2.89	80	HU2E122MCZS7WPEC
		35×40	0.15	2.34	80	HU2E122MCAS5WPEC
	1,500	35×45	0.15	2.73	70	HU2E152MCAS6WPEC
1,800	35×50	0.15	3.11	60	HU2E182MCAS7WPEC	

Rated Voltage (V. DC)	Capacitance (μF)	Case size φD×L (mm)	tanδ 20°C, 120Hz	Ripple current (Arms) 105°C, 120Hz	ESR(typ.) (mΩ) 20°C, 100Hz	Product name
400	120	22×25	0.20	0.77	800	HU2G121MCXS2WPEC
	150	22×25*	0.20	0.87	640	HU2G151MCXS2WPEC
		22×30*	0.20	1.01	540	HU2G181MCXS3WPEC
	180	25×25	0.20	0.99	540	HU2G181MCYS2WPEC
		22×30*	0.20	1.11	440	HU2G221MCXS3WPEC
	220	22×35	0.20	1.17	440	HU2G221MCXS4WPEC
		25×25*	0.20	1.10	440	HU2G221MCYS2WPEC
		25×30	0.20	1.16	440	HU2G221MCYS3WPEC
	270	22×35*	0.20	1.29	360	HU2G271MCXS4WPEC
		25×30*	0.20	1.28	360	HU2G271MCYS3WPEC
		25×35	0.20	1.35	360	HU2G271MCYS4WPEC
		30×25	0.20	1.28	360	HU2G271MCZS2WPEC
	330	22×45*	0.20	1.54	290	HU2G331MCXS7WPEC
		22×50	0.20	1.59	290	HU2G331MCXS7WPEC
		25×35*	0.20	1.49	290	HU2G331MCYS4WPEC
		25×40	0.20	1.55	290	HU2G331MCYS5WPEC
		30×25*	0.20	1.41	290	HU2G331MCZS2WPEC
	390	30×30	0.20	1.49	290	HU2G331MCZS3WPEC
		35×25	0.20	1.46	290	HU2G331MCAS2WPEC
		22×50*	0.20	1.73	250	HU2G391MCXS7WPEC
		25×40*	0.20	1.68	250	HU2G391MCYS5WPEC
		25×45	0.20	1.74	250	HU2G391MCYS6WPEC
		30×30*	0.20	1.62	250	HU2G391MCZS3WPEC
	470	30×35	0.20	1.70	250	HU2G391MCZS4WPEC
		35×25*	0.20	1.59	250	HU2G391MCAS2WPEC
		25×45*	0.20	1.92	210	HU2G471MCYS6WPEC
		25×50*	0.20	1.98	210	HU2G471MCYS7WPEC
		30×35*	0.20	1.86	210	HU2G471MCZS4WPEC
	560	30×40	0.20	1.94	210	HU2G471MCZS5WPEC
		35×30	0.20	1.84	210	HU2G471MCZS6WPEC
		25×50*	0.20	2.16	180	HU2G561MCYS7WPEC
		30×40*	0.20	2.11	180	HU2G561MCZS5WPEC
		30×45	0.20	2.19	180	HU2G561MCZS6WPEC
		35×30*	0.20	2.01	180	HU2G561MCAS3WPEC
	680	35×35	0.20	2.09	180	HU2G561MCAS4WPEC
		25×60*	0.20	2.51	150	HU2G681MCYS9WPEC
		30×45*	0.20	2.41	150	HU2G681MCZS6WPEC
		30×50	0.20	2.48	150	HU2G681MCZS7WPEC
		35×35*	0.20	2.31	150	HU2G681MCAS4WPEC
	820	35×40	0.20	2.40	150	HU2G681MCAS5WPEC
30×50*		0.20	2.65	120	HU2G821MCZS7WPEC	
35×40*		0.20	2.63	120	HU2G821MCAS5WPEC	
35×45		0.20	2.72	120	HU2G821MCAS6WPEC	
1,000	30×60*	0.20	3.17	100	HU2G102MCZS9WPEC	
	35×50*	0.20	3.09	100	HU2G102MCAS7WPEC	
1,200	35×55*	0.20	3.38	80	HU2G122MCAS8WPEC	
1,500	35×100	0.20	3.93	70	HU2G152MSAS17WPEC	
	40×76	0.20	3.99	70	HU2G152MSBS12WPEC	
1,800	40×101	0.20	4.47	60	HU2G182MSBS17WPEC	

ALUMINUM ELECTROLYTIC CAPACITORS

SNAP MOUNT TYPE ALUMINUM ELECTROLYTIC CAPACITORS

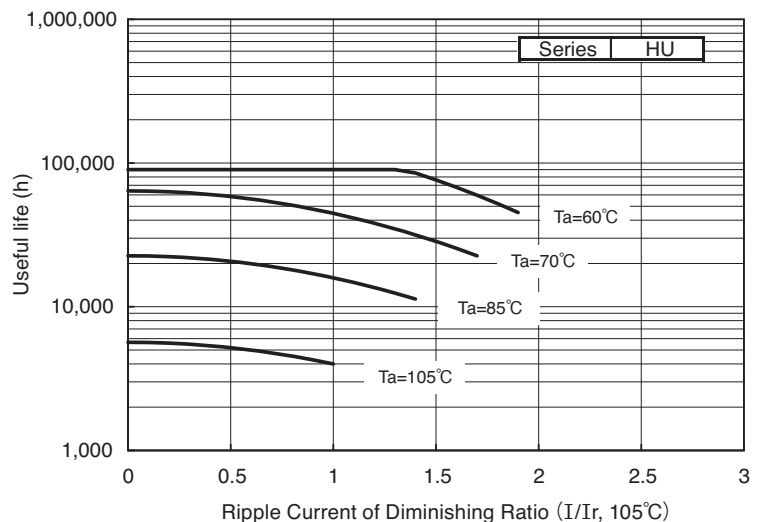
Standard Products Table

Rated Voltage (V. DC)	Capacitance (μF)	Case size φD×L (mm)	tanδ 20°C, 120Hz	Ripple current (Arms) 105°C, 120Hz	ESR(typ.) (mΩ) 20°C, 100Hz	Product name
420	120	22×25	0.20	0.77	850	HU420V121MCXS2WPEC
		22×25*	0.20	0.87	680	HU420V151MCXS2WPEC
	150	22×30	0.20	0.92	680	HU420V151MCXS3WPEC
		25×25	0.20	0.90	680	HU420V151MCYS2WPEC
	180	22×30*	0.20	1.01	570	HU420V181MCXS3WPEC
		22×35	0.20	1.05	570	HU420V181MCXS4WPEC
		25×25*	0.20	0.99	570	HU420V181MCYS2WPEC
	220	22×35*	0.20	1.17	470	HU420V221MCXS4WPEC
		22×40	0.20	1.22	470	HU420V221MCXS5WPEC
		25×30*	0.20	1.16	470	HU420V221MCYS3WPEC
		30×25	0.20	1.15	470	HU420V221MCZS2WPEC
	270	22×40*	0.20	1.35	380	HU420V271MCXS5WPEC
		22×45	0.20	1.40	380	HU420V271MCYS6WPEC
		25×30*	0.20	1.25	380	HU420V271MCYS3WPEC
		25×35*	0.20	1.35	380	HU420V271MCYS4WPEC
	330	30×25*	0.20	1.28	380	HU420V271MCZS2WPEC
		22×45*	0.20	1.54	310	HU420V331MCXS6WPEC
		25×35*	0.20	1.45	310	HU420V331MCYS4WPEC
	390	30×30*	0.20	1.49	310	HU420V331MCZS3WPEC
		25×40*	0.20	1.64	270	HU420V391MCYS5WPEC
		30×30*	0.20	1.62	270	HU420V391MCZS3WPEC
		30×35	0.20	1.70	270	HU420V391MCZS4WPEC
	470	35×25*	0.20	1.59	270	HU420V391MCAS2WPEC
		35×30	0.20	1.67	270	HU420V391MCAS3WPEC
		25×50*	0.20	1.98	220	HU420V471MCYS7WPEC
		30×35*	0.20	1.86	220	HU420V471MCZS4WPEC
	560	30×40	0.20	1.94	220	HU420V471MCZS5WPEC
		35×30*	0.20	1.84	220	HU420V471MCAS3WPEC
		35×35	0.20	1.92	220	HU420V471MCAS4WPEC
		25×55*	0.20	2.16	190	HU420V561MCYS8WPEC
	680	30×40*	0.20	2.11	190	HU420V561MCZS5WPEC
		35×35*	0.20	2.09	190	HU420V561MCAS4WPEC
		35×40	0.20	2.18	190	HU420V561MCAS5WPEC
	820	30×50*	0.20	2.48	150	HU420V681MCZS7WPEC
		35×40*	0.20	2.40	150	HU420V681MCAS5WPEC
		35×45	0.20	2.48	150	HU420V681MCAS6WPEC
	1,000	30×55*	0.20	2.81	130	HU420V821MCZS8WPEC
		35×45*	0.20	2.72	130	HU420V821MCAS6WPEC
		35×50	0.20	2.80	130	HU420V821MCAS7WPEC
	1,200	35×55*	0.20	3.18	110	HU420V102MCAS8WPEC
		35×60	0.20	3.25	110	HU420V102MCAS9WPEC
	1,500	40×56	0.20	3.30	110	HU420V102MSBS8WPEC
35×100		0.20	3.51	90	HU420V122MSAS17WPEC	
	40×76	0.20	3.57	90	HU420V122MSBS12WPEC	
	40×101	0.20	4.07	70	HU420V152MSBS17WPEC	

Rated Voltage (V. DC)	Capacitance (μF)	Case size φD×L (mm)	tanδ 20°C, 120Hz	Ripple current (Arms) 105°C, 120Hz	ESR(typ.) (mΩ) 20°C, 100Hz	Product name
450	120	22×25*	0.20	0.77	850	HU2W121MCXS2WPEC
		22×30*	0.20	0.92	680	HU2W151MCXS3WPEC
	150	25×25	0.20	0.90	680	HU2W151MCYS2WPEC
		22×30*	0.20	1.01	570	HU2W181MCXS3WPEC
		22×35	0.20	1.05	570	HU2W181MCXS4WPEC
	180	25×25*	0.20	0.99	570	HU2W181MCYS2WPEC
		25×30	0.20	1.05	570	HU2W181MCYS3WPEC
		22×35*	0.20	1.17	470	HU2W221MCXS4WPEC
	220	25×30*	0.20	1.16	470	HU2W221MCYS3WPEC
		25×35	0.20	1.21	470	HU2W221MCYS4WPEC
		30×25	0.20	1.15	470	HU2W221MCZS2WPEC
		22×40*	0.20	1.31	380	HU2W271MCXS5WPEC
	270	25×35*	0.20	1.35	380	HU2W271MCYS4WPEC
		25×40	0.20	1.40	380	HU2W271MCYS5WPEC
		30×25*	0.20	1.28	380	HU2W271MCZS2WPEC
		30×30	0.20	1.35	380	HU2W271MCZS3WPEC
	330	35×25	0.20	1.32	380	HU2W271MCAS2WPEC
		22×50*	0.20	1.59	310	HU2W331MCXS7WPEC
		25×40*	0.20	1.55	310	HU2W331MCYS5WPEC
		25×45	0.20	1.61	310	HU2W331MCYS6WPEC
	390	30×30*	0.20	1.49	310	HU2W331MCZS3WPEC
		35×25*	0.20	1.46	310	HU2W331MCAS2WPEC
		25×45*	0.20	1.74	270	HU2W391MCYS6WPEC
		25×50*	0.20	1.80	270	HU2W391MCYS7WPEC
	470	30×35*	0.20	1.70	270	HU2W391MCZS4WPEC
		35×30	0.20	1.67	270	HU2W391MCAS3WPEC
		25×50*	0.20	1.92	220	HU2W471MCYS7WPEC
		30×40*	0.20	1.94	220	HU2W471MCZS5WPEC
	560	35×30*	0.20	1.84	220	HU2W471MCAS3WPEC
		35×35	0.20	1.92	220	HU2W471MCAS4WPEC
		25×60*	0.20	2.27	190	HU2W561MCYS9WPEC
		30×45*	0.20	2.19	190	HU2W561MCZS6WPEC
	680	30×50	0.20	2.25	190	HU2W561MCZS7WPEC
		35×35*	0.20	2.09	190	HU2W561MCAS4WPEC
		35×40	0.20	2.18	190	HU2W561MCAS5WPEC
	820	30×50*	0.20	2.48	150	HU2W681MCZS7WPEC
		35×40*	0.20	2.40	150	HU2W681MCAS5WPEC
		35×45	0.20	2.48	150	HU2W681MCAS6WPEC
	1,000	30×60*	0.20	2.87	130	HU2W821MCZS9WPEC
		35×45*	0.20	2.64	130	HU2W821MCAS6WPEC
		35×50*	0.20	2.80	130	HU2W821MCAS7WPEC
	1,200	35×55*	0.20	3.18	110	HU2W102MCAS8WPEC
35×100		0.20	3.51	90	HU2W122MSAS17WPEC	
1,500	40×76	0.20	3.57	90	HU2W122MSBS12WPEC	
	40×101	0.20	4.07	70	HU2W152MSBS17WPEC	

Life time graph

Useful life depending on ambient temperature T_a and ripple current operating conditions I versus rated ripple current at 105°C, 120Hz



SNAP MOUNT TYPE ALUMINUM ELECTROLYTIC CAPACITORS

HU Series

Standard Products Table

Rated Voltage (V. DC)	Capacitance (μF)	Case size φD×L (mm)	tanδ 20°C, 120Hz	Ripple current (Arms) 105°C, 120Hz	ESR(typ.) (mΩ) 20°C, 100Hz	Product name
475	82	22×25	0.20	0.64	1,170	HU475V820MCXS2WPEC
		22×25*	0.20	0.69	960	HU475V101MCXS2WPEC
	100	22×30	0.20	0.75	960	HU475V101MCXS3WPEC
		25×25	0.20	0.74	960	HU475V101MCYS2WPEC
	120	22×30*	0.20	0.82	800	HU475V121MCXS3WPEC
		22×35	0.20	0.86	800	HU475V121MCXS4WPEC
	150	25×25	0.20	0.81	800	HU475V121MCYS2WPEC
		22×35*	0.20	0.96	640	HU475V151MCXS4WPEC
		25×30	0.20	0.96	640	HU475V151MCYS3WPEC
	180	30×25	0.20	0.95	640	HU475V151MCZS2WPEC
		22×40*	0.20	1.07	540	HU475V181MCXS5WPEC
		22×45	0.20	1.14	540	HU475V181MCXS6WPEC
	220	25×30*	0.20	1.02	540	HU475V181MCYS3WPEC
		25×35	0.20	1.10	540	HU475V181MCYS4WPEC
		30×25	0.20	1.04	540	HU475V181MCZS2WPEC
		30×30	0.20	1.10	540	HU475V181MCZS3WPEC
		35×25	0.20	1.01	540	HU475V181MCAS2WPEC
		22×45*	0.20	1.22	440	HU475V221MCXS6WPEC
	270	22×50	0.20	1.30	440	HU475V221MCYS7WPEC
		25×35*	0.20	1.18	440	HU475V221MCYS4WPEC
		25×40	0.20	1.27	440	HU475V221MCYS5WPEC
		30×30	0.20	1.22	440	HU475V221MCZS3WPEC
		35×25	0.20	1.12	440	HU475V221MCAS2WPEC
	330	25×40*	0.20	1.36	360	HU475V271MCYS5WPEC
		25×45	0.20	1.45	360	HU475V271MCYS6WPEC
		30×30*	0.20	1.31	360	HU475V271MCZS3WPEC
		30×35	0.20	1.41	360	HU475V271MCZS4WPEC
		35×25*	0.20	1.28	360	HU475V271MCAS2WPEC
		35×30	0.20	1.31	360	HU475V271MCAS3WPEC
	390	25×50*	0.20	1.61	290	HU475V331MCYS7WPEC
		25×55	0.20	1.71	290	HU475V331MCYS8WPEC
		30×35*	0.20	1.51	290	HU475V331MCZS4WPEC
		30×40	0.20	1.62	290	HU475V331MCZS5WPEC
		35×30*	0.20	1.49	290	HU475V331MCAS3WPEC
	470	35×35	0.20	1.51	290	HU475V331MCAS4WPEC
		25×55*	0.20	1.80	250	HU475V391MCYS8WPEC
		30×40*	0.20	1.71	250	HU475V391MCZS5WPEC
		30×45	0.20	1.82	250	HU475V391MCZS6WPEC
	560	35×35	0.20	1.64	250	HU475V391MCAS4WPEC
		30×45*	0.20	1.94	210	HU475V471MCZS6WPEC
		30×50	0.20	2.06	210	HU475V471MCZS7WPEC
		35×35*	0.20	1.86	210	HU475V471MCAS4WPEC
	680	35×40	0.20	1.87	210	HU475V471MCAS5WPEC
		30×55*	0.20	2.25	180	HU475V561MCZS8WPEC
		30×60	0.20	2.37	180	HU475V561MCZS9WPEC
		35×40*	0.20	2.11	180	HU475V561MCAS5WPEC
	820	35×45	0.20	2.11	180	HU475V561MCAS6WPEC
		35×50*	0.20	2.48	150	HU475V681MCAS7WPEC
		35×55	0.20	2.45	150	HU475V681MCAS8WPEC
		35×55*	0.20	2.80	120	HU475V821MCAS8WPEC

Rated Voltage (V. DC)	Capacitance (μF)	Case size φD×L (mm)	tanδ 20°C, 120Hz	Ripple current (Arms) 105°C, 120Hz	ESR(typ.) (mΩ) 20°C, 100Hz	Product name
500	82	22×25*	0.20	0.50	1,170	HU2H820MCXS2WPEC
		22×30	0.20	0.53	1,170	HU2H820MCXS3WPEC
	100	22×30*	0.20	0.59	960	HU2H101MCXS3WPEC
		25×25	0.20	0.61	960	HU2H101MCYS2WPEC
	120	22×35	0.20	0.69	800	HU2H121MCXS4WPEC
		25×30	0.20	0.71	800	HU2H121MCYS3WPEC
	150	22×40*	0.20	0.82	640	HU2H151MCXS5WPEC
		22×45	0.20	0.85	640	HU2H151MCXS6WPEC
		25×35	0.20	0.84	640	HU2H151MCYS4WPEC
		30×25	0.20	0.85	640	HU2H151MCZS2WPEC
	180	22×45*	0.20	0.94	540	HU2H181MCXS6WPEC
		22×50	0.20	0.97	540	HU2H181MCXS7WPEC
		25×35*	0.20	0.94	540	HU2H181MCYS4WPEC
		25×40	0.20	0.98	540	HU2H181MCYS5WPEC
		30×30	0.20	0.99	540	HU2H181MCZS3WPEC
		35×25	0.20	1.04	540	HU2H181MCAS2WPEC
	220	25×45	0.20	1.13	440	HU2H221MCYS6WPEC
		30×30*	0.20	1.11	440	HU2H221MCZS3WPEC
		30×35	0.20	1.17	440	HU2H221MCZS4WPEC
		35×25*	0.20	1.16	440	HU2H221MCAS2WPEC
		35×30	0.20	1.22	440	HU2H221MCAS3WPEC
	270	25×50*	0.20	1.31	360	HU2H271MCYS7WPEC
		30×35*	0.20	1.31	360	HU2H271MCZS4WPEC
		30×40	0.20	1.36	360	HU2H271MCZS5WPEC
	330	35×30*	0.20	1.37	360	HU2H271MCAS3WPEC
		30×45	0.20	1.58	290	HU2H331MCZS6WPEC
		35×35	0.20	1.61	290	HU2H331MCAS4WPEC
	390	30×50*	0.20	1.79	250	HU2H391MCZS7WPEC
30×55		0.20	1.84	250	HU2H391MCZS8WPEC	
470	35×40	0.20	1.84	250	HU2H391MCAS5WPEC	
	30×60*	0.20	2.10	210	HU2H471MCZS9WPEC	
560	35×45*	0.20	2.12	210	HU2H471MCAS6WPEC	
	35×50	0.20	2.18	210	HU2H471MCAS7WPEC	
680	35×50*	0.20	2.40	180	HU2H561MCAS7WPEC	
	35×55	0.20	2.47	180	HU2H561MCAS8WPEC	
		35×60*	0.20	2.83	150	HU2H681MCAS9WPEC
550	82	30×25	0.25	0.59	2,920	HU2L820MCZS2WPEC
		30×30	0.25	0.77	1,990	HU2L121MCZS3WPEC
	120	35×25	0.25	0.80	1,990	HU2L121MCAS2WPEC
		30×35	0.25	0.91	1,600	HU2L151MCZS4WPEC
	150	35×30	0.25	0.96	1,600	HU2L151MCAS3WPEC
		30×40	0.25	1.05	1,330	HU2L181MCZS5WPEC
	180	35×35	0.25	1.11	1,330	HU2L181MCAS4WPEC
		30×50	0.25	1.26	1,090	HU2L221MCZS7WPEC
	220	35×40	0.25	1.29	1,090	HU2L221MCAS5WPEC
		270	35×45	0.25	1.50	890
	330	35×50	0.25	1.73	730	HU2L331MCAS7WPEC
	390	35×60	0.25	2.00	620	HU2L391MCAS9WPEC

ALUMINUM ELECTROLYTIC CAPACITORS