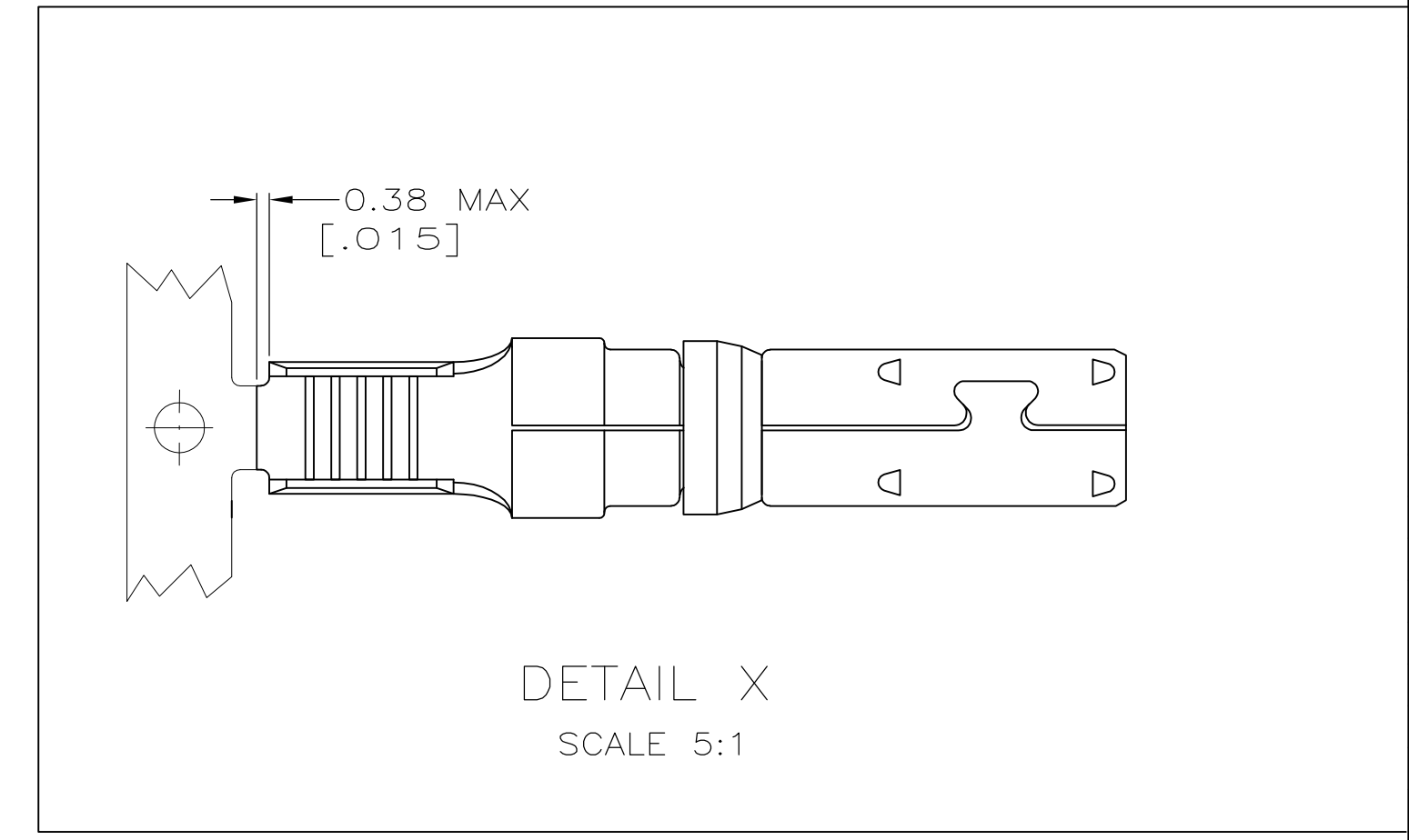
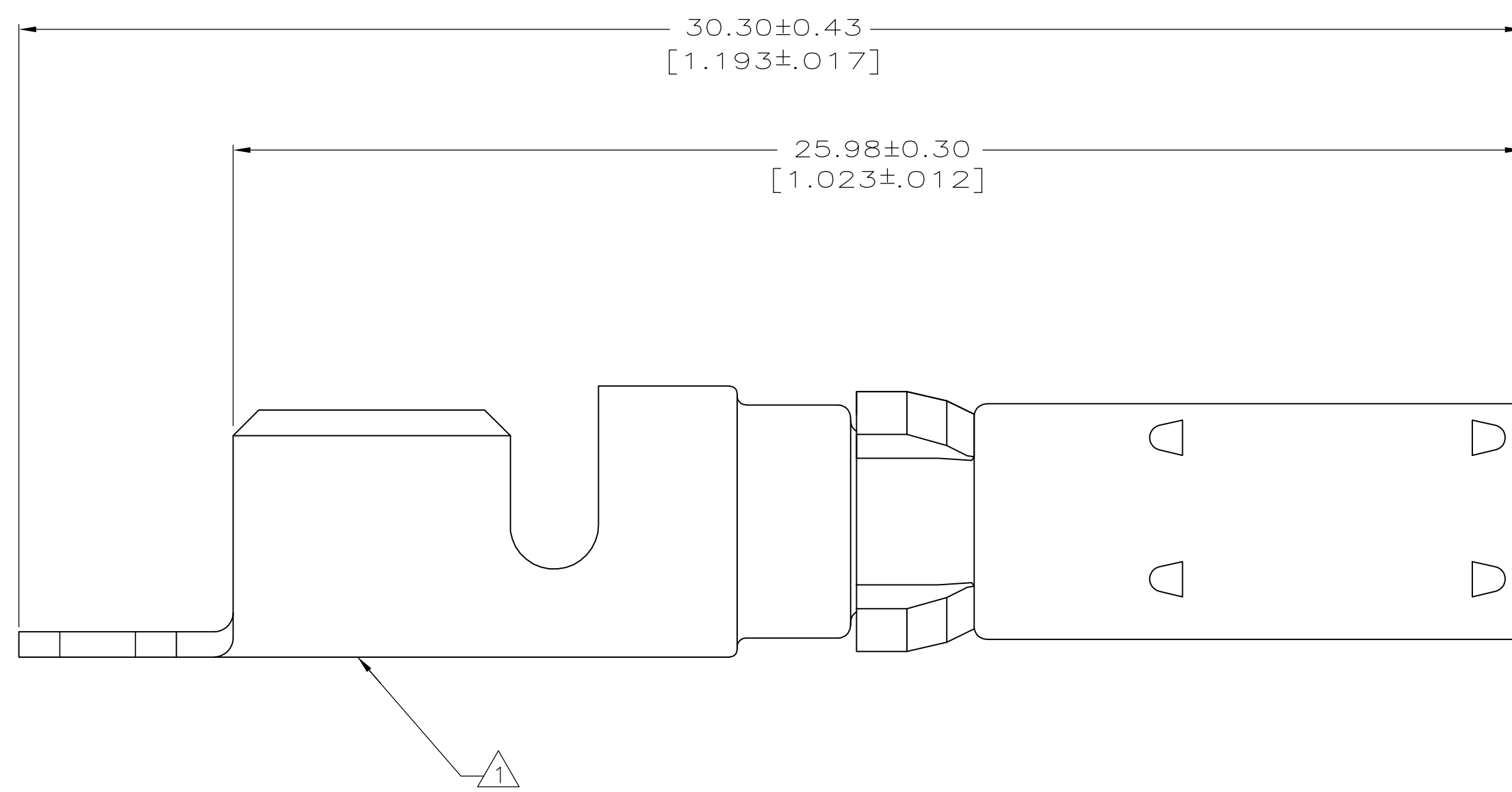
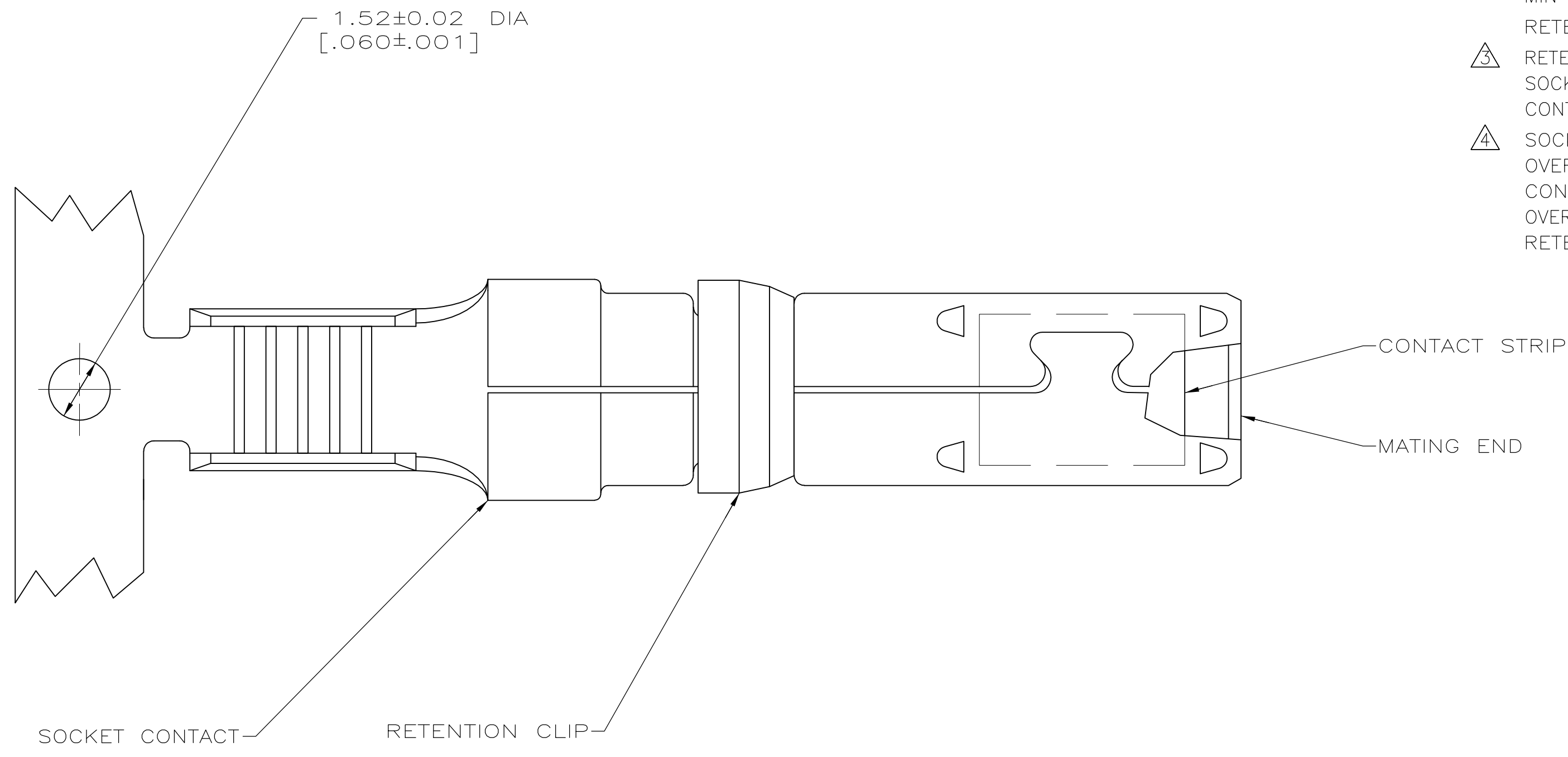


LOC		DIST		REVISIONS			
P	LTR	DESCRIPTION	DATE	DWN	APP'D		
B1		REVISED PER ECO-11-004917	11MAR11	RK	HMR		

- ⚠ WIRE SIZE AND AMP LOGO APPEAR ON OUTSIDE OF WIRE BARREL.
- ⚠ SOCKET & STRIP CONTACT: 0.76 μ [.000030] MIN GOLD PER MIL-G-45204 ON CONTACT MATING END, GOLD FLASH ON REMAINDER, ALL OVER 1.27 μ m [.000050] MIN NICKEL PER QQ-N-390.
- RETENTION CLIP: 2.54 μ m [.000100] MIN NICKEL PER QQ-N-290.
- ⚠ RETENTION CLIP: PHOSPHOR BRONZE PER QQ-B-750.
SOCKET CONTACT: COPPER PER QQ-C-576.
CONTACT STRIP: BERYLLIUM COPPER PER QQ-C-533.
- ⚠ SOCKET CONTACT: 1.27 μ m [.000050] MIN SILVER PER QQ-S-365, ALL OVER 1.27 μ m [.000050] MIN NICKEL PER QQ-N-290.
CONTACT STRIP: 5.08 μ m [.000200] MIN SILVER PER QQ-S-365, ALL OVER 1.02 μ m [.000040] MIN NICKEL PER QQ-N-290.
RETENTION CLIP: 2.54 μ m [.000100] MIN NICKEL PER QQ-N-290.



2	DETAIL X	213847-4
4	DETAIL X	213847-3
2	-	213847-2
4	-	213847-1
FINISH	LOOSE PIECE	PART NUMBER

THIS DRAWING IS A CONTROLLED DOCUMENT.

DWN W.G. LENKER 30 JUL 96	CHK R. STONE 05 AUG 96	APVD G. STEINHAUER 06 AUG 96	NAME STE TE Connectivity
DIMENSIONS: mm(INCHES)		TOLERANCES UNLESS OTHERWISE SPECIFIED:	PRODUCT SPEC
0 PLC	± -	1 PLC	± -
2 PLC	± -	3 PLC	± -
3 PLC	± -	4 PLC	± -
4 PLC	± -	ANGLES	± -
MATERIAL	SEE TABLE	FINISH	SEE TABLE
CUSTOMER DRAWING		WEIGHT	-
SIZE	A1	CAGE CODE	00779
DRAWING NO	213847		RESTRICTED TO
SCALE	10:1	SHEET	1 OF 1
REV	B1		