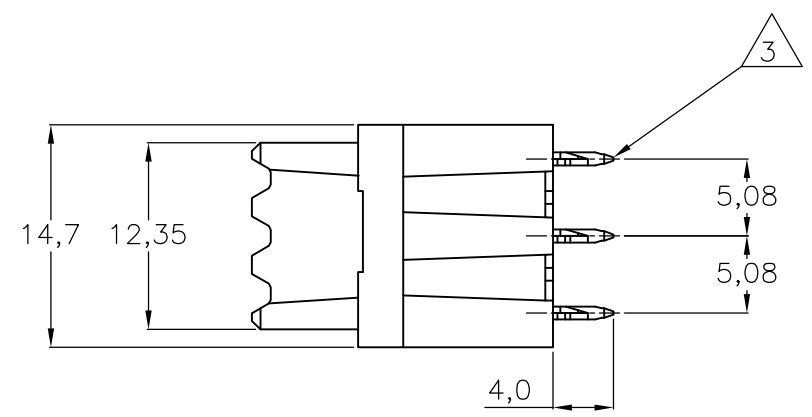
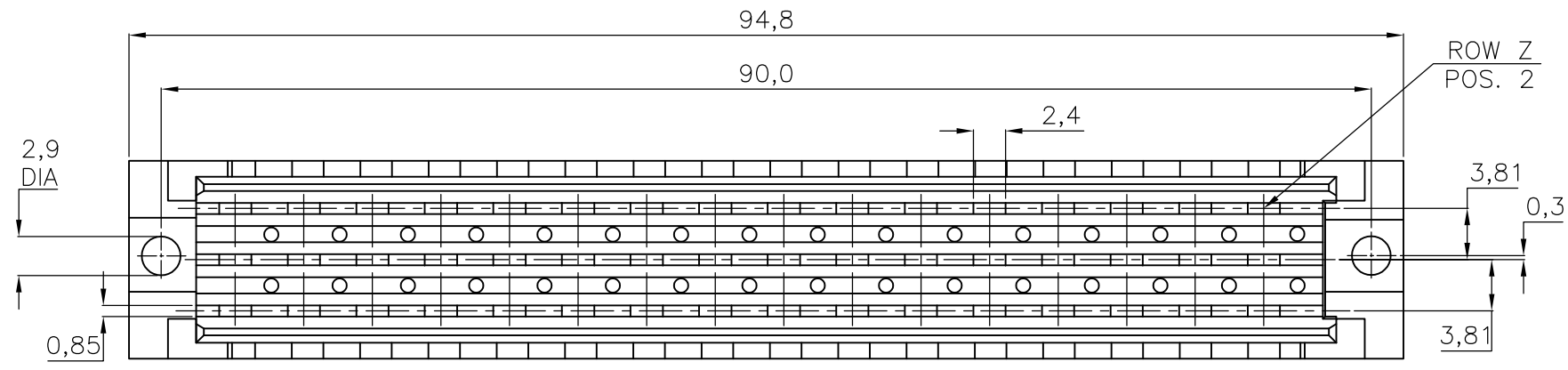


THIS DRAWING IS UNPUBLISHED. RELEASED FOR PUBLICATION
 © COPYRIGHT - TE Connectivity ALL RIGHTS RESERVED.

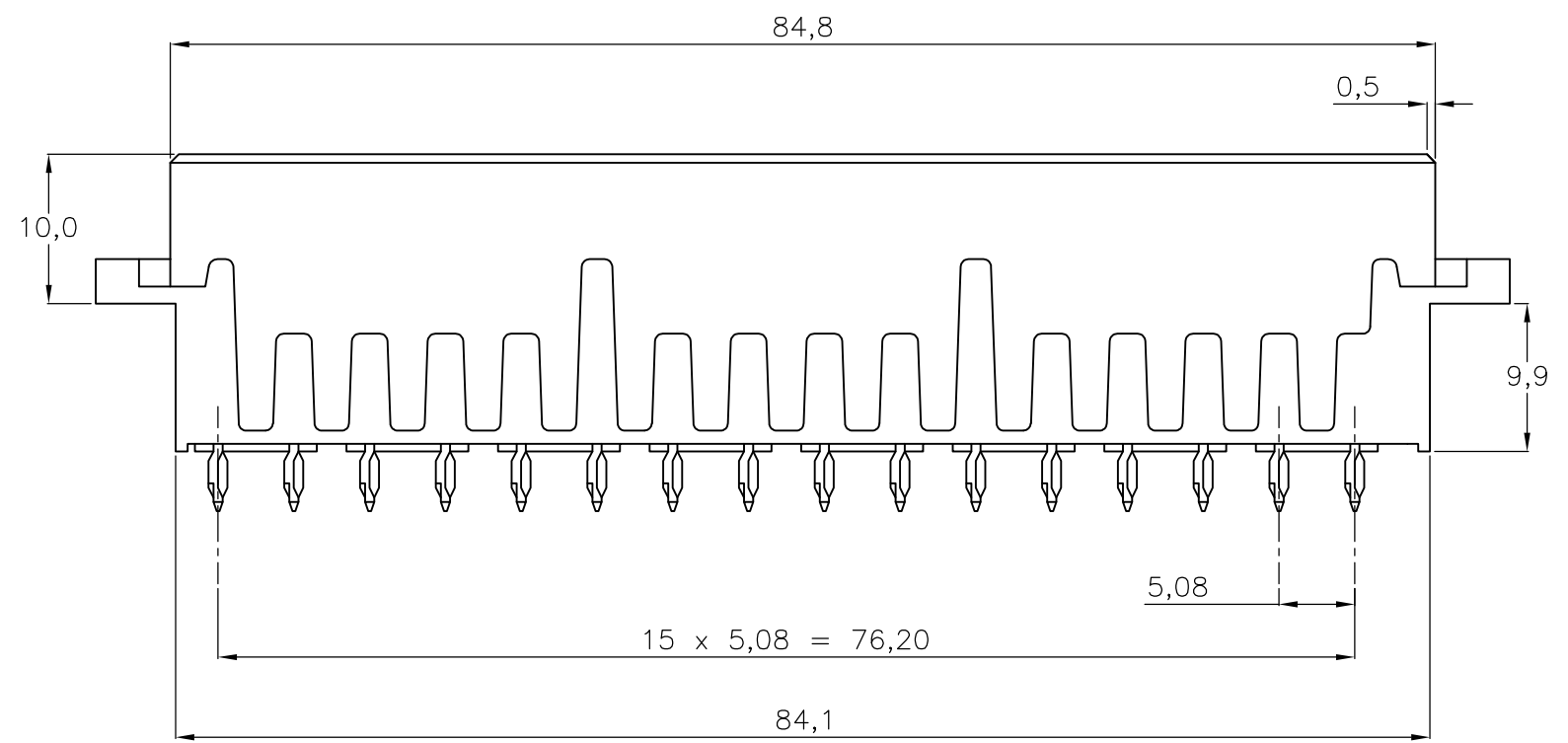
| REVISIONS | | | | | |
|-----------|-----|---------------------------|-----------|-----|------|
| P | LTR | DESCRIPTION | DATE | DWN | APVD |
| | E | REVISED PER ECO-17-010024 | 13JUL2017 | SY | SY |



NOTES:

- 1 MATERIAL : - HOUSING : POLYESTER G.F.
COLOUR : GREY.
- CONTACTS : PHOSPHORBRONZE.
- 2 FINISH : -1 IEC 60603-2 PERFORMANCE LEVEL I OVER NICKEL IN CONTACT AREA, Sn OVER 1,25µm NI ON SOLDER POST.
-4 IEC 60603-2 PERFORMANCE LEVEL II OVER NICKEL IN CONTACT AREA, Sn OVER 1,25µm NI ON SOLDER POST.
-7 SAME AS -1 ONLY 2,0µm AU IN CONTACT AREA.
-8 SAME AS -1 ONLY 0,4µm AU IN CONTACT AREA.
- 3 FOR P.C.B.-THICKNESS 1,6-2,4

| | |
|-----------------------------|--------------------|
| P.C.B. HOLE DIM. ACTION PIN | |
| DRILLED HOLE | : 1,15 ± 0,025 mm |
| FIN. HOLE | : 1,015 ± 0,075 mm |
| AFTER REFLOW | : 1,0 ± 0,09 mm |
| Cu-thks | : 0,05 ± 0,025 mm |
| SnPb-thks | : 0,007 ± 0,003 mm |
| Ref TE Spec. | : 106-14018/14019 |



| | | | | | | | | | | | | | | | | |
|-----|----|----|----|----|----|----|----|----|----|----|----|----|---|---|---|---|
| ROW | X | X | X | X | X | X | X | X | X | X | X | X | X | X | X | |
| z | X | X | X | X | X | X | X | X | X | X | X | X | X | X | X | |
| b | X | X | X | X | X | X | X | X | X | X | X | X | X | X | X | |
| d | X | X | X | X | X | X | X | X | X | X | X | X | X | X | X | |
| POS | 32 | 30 | 28 | 26 | 24 | 22 | 20 | 18 | 16 | 14 | 12 | 10 | 8 | 6 | 4 | 2 |

AN ASTERISK „X” DENOTES A CONTACT.

| | | | |
|----------|----------|----------|---------------------|
| OBSOLETE | SEE NOTE | SEE NOTE | 215334-8 |
| OBSOLETE | 2 | 1 | 215334-7 |
| | | | 215334-4 |
| | | | 215334-1 |
| | FINISH | MATERIAL | PARTNUMBER |

| | | | | | | | |
|--|--|------------------|--------------|---------|----------------------------|----------|------------|
| THIS DRAWING IS A CONTROLLED DOCUMENT. | | DWN | J.V.GRUNSVEN | 21FEB86 | STE TE Connectivity | | |
| DIMENSIONS: mm | | CHK | M.SPOOREN | 21FEB86 | | | |
| TOLERANCES UNLESS OTHERWISE SPECIFIED: | | APVD | L.V.SOEST | - | NAME | | |
| 0 PLC ± - | | PRODUCT SPEC | - | - | 3 x 16 POS. TYPE F FEMALE | | |
| 1 PLC ± - | | APPLICATION SPEC | - | - | B.T.B. - A.P. CONNECTOR. | | |
| 2 PLC ± - | | SIZE | A3 | 00779 | CAGE CODE | C-215334 | DRAWING NO |
| 3 PLC ± - | | WEIGHT | 0.000000 | - | RESTRICTED TO | - | - |
| 4 PLC ± - | | CUSTOMER DRAWING | | SCALE | NTS | SHEET | 1 OF 1 |
| ANGLES ± - | | | | REV | E | | |
| FINISH | | | | | | | |