




Connectors > Power Connectors > Rectangular Power > Rectangular Power Connectors



Rectangular Power Connector Type: **Header**

Connector & Housing Type: **Plug**

Connector System: **Wire-to-Board**

Number of Positions: **3**

Centerline (Pitch): **3 mm [.118 in]**

## Features

### Product Type Features

Header Type	Fully Shrouded
Rectangular Power Connector Type	Header
Connector & Housing Type	Plug
Connector System	Wire-to-Board
Sealable	No
Connector & Contact Terminates To	Printed Circuit Board

### Configuration Features

Number of Positions	3
PCB Mount Orientation	Right Angle
Number of Power Positions	3
Number of Signal Positions	1
Number of Rows	0

### Electrical Characteristics

Operating Voltage	48 VDC
-------------------	--------

### Contact Features

PCB Contact Termination Area Plating Material Thickness	3.81 – 8.89 μm[150 – 350 μin]
Contact Mating Area Plating Material	Gold, Gold Flash over Palladium Nickel
Contact Underplating Material	Nickel
Contact Base Material	Phosphor Bronze



Contact Current Rating (Max)	10 A
Contact Retention Within Housing	With
Contact Type	Blade
PCB Contact Termination Area Plating Material	Tin
Contact Mating Area Plating Material Thickness	.76 $\mu\text{m}$ [30 $\mu\text{in}$ ]

### Termination Features

Termination Post & Tail Length	3.43 mm[.135 in]
Termination Method to Printed Circuit Board	Through Hole - Press-Fit

### Mechanical Attachment

Connector Mounting Type	Board Mount
-------------------------	-------------

### Housing Features

Centerline (Pitch)	3 mm[.118 in]
Housing Color	Natural
Housing Material	LCP (Liquid Crystal Polymer)

### Dimensions

PCB Thickness (Recommended)	1.6 mm[.063 in]
-----------------------------	-----------------

### Usage Conditions

Operating Temperature Range	-55 – 125 $^{\circ}\text{C}$ [-67 – 257 $^{\circ}\text{F}$ ]
-----------------------------	--

### Operation/Application

Circuit Application	Power
---------------------	-------

### Industry Standards

UL Flammability Rating	UL 94V-0
Glow Wire Rating	Standard Part - Not Glow Wire

### Packaging Features

Packaging Method	Box & Tube, Tube
------------------	------------------

### Product Compliance

[For compliance documentation, visit the product page on TE.com>](#)

EU RoHS Directive 2011/65/EU	Compliant
EU ELV Directive 2000/53/EC	Compliant
China RoHS 2 Directive MIIT Order No 32, 2016	No Restricted Materials Above Threshold
EU REACH Regulation (EC) No. 1907/2006	



Current ECHA Candidate List: JUNE 2023 (235)  
 Candidate List Declared Against: JUL 2021 (219)  
 Does not contain REACH SVHC

Halogen Content Not Low Halogen - contains Br or Cl > 900 ppm.

Solder Process Capability Not applicable for solder process capability

Product Compliance Disclaimer

This information is provided based on reasonable inquiry of our suppliers and represents our current actual knowledge based on the information they provided. This information is subject to change. The part numbers that TE has identified as EU RoHS compliant have a maximum concentration of 0.1% by weight in homogenous materials for lead, hexavalent chromium, mercury, PBB, PBDE, DBP, BBP, DEHP, DIBP, and 0.01% for cadmium, or qualify for an exemption to these limits as defined in the Annexes of Directive 2011/65/EU (RoHS2). Finished electrical and electronic equipment products will be CE marked as required by Directive 2011/65/EU. Components may not be CE marked. Additionally, the part numbers that TE has identified as EU ELV compliant have a maximum concentration of 0.1% by weight in homogenous materials for lead, hexavalent chromium, and mercury, and 0.01% for cadmium, or qualify for an exemption to these limits as defined in the Annexes of Directive 2000/53/EC (ELV). Regarding the REACH Regulation, the information TE provides on SVHC in articles for this part number is based on the latest European Chemicals Agency (ECHA) 'Guidance on requirements for substances in articles' posted at this URL: <https://echa.europa.eu/guidance-documents/guidance-on-reach>

### Compatible Parts

TE Part # 5223955-2  
 TE UPM Ver Receptacle 3P STD Power

TE Part # 292300-1  
 CONTACT, HEADER, UNIVERSAL POWER MODULE

TE Part # 292300-2  
 CONTACT, HEADER, UNIVERSAL POWER MODULE

TE Part # 292300-3  
 CONTACT, HEADER, UNIVERSAL POWER MODULE

TE Part # 292300-4  
 CONTACT, HEADER, UNIVERSAL POWER MODULE

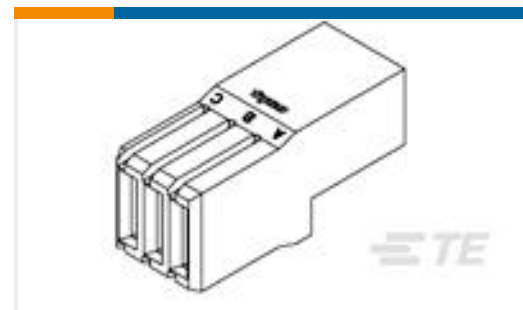
TE Part # 292300-5  
 CONTACT, HEADER, UNIVERSAL POWER MODULE

TE Part # 292300-6  
 CONTACT, HEADER, UNIVERSAL POWER MODULE

### Customers Also Bought



TE Part #3-5177986-4  
0.8FH,P08H.5,100,08/Sn,TR,SC



TE Part #120943-1  
UPM R/A REC HC 3P Power Connector



TE Part #6469028-1  
HM-ZD 2PR RECP 40P



TE Part #2170704-3  
CAGE ASSY, QSFP28 1X1, SPRING, HS



TE Part #2329397-1  
RECEPTACLE HM-EZD+, 2PAIRS  
10COLUMNS



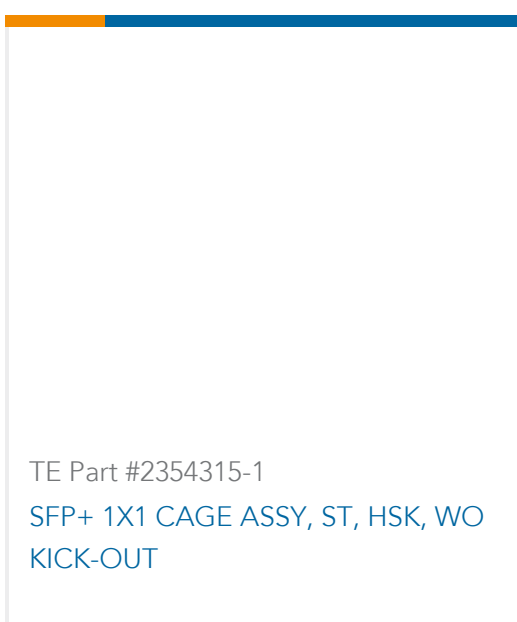
TE Part #5120913-9  
UPM KEYED GUIDE MODULE, M3



TE Part #2169797-2  
IMP,Power,3PR,R/A,Hdr,5.7,5.7,Tin



TE Part #2227023-3  
CAGE ASSY PRESS FIT, SFP



TE Part #2354315-1  
SFP+ 1X1 CAGE ASSY, ST, HSK, WO  
KICK-OUT

## Documents

### Product Drawings

[TE UPM R/A Header 3P STD Power, LMM](#)

English

### CAD Files

Customer View Model

[ENG\\_CVM\\_CVM\\_5223968-1\\_A.2d\\_dxf.zip](#)

English

### 3D PDF

3D

Customer View Model

[ENG\\_CVM\\_CVM\\_5223968-1\\_A.3d\\_igs.zip](#)

English

Customer View Model

[ENG\\_CVM\\_CVM\\_5223968-1\\_A.3d\\_stp.zip](#)

English

By downloading the CAD file I accept and agree to the [Terms and Conditions](#) of use.

## Datasheets & Catalog Pages



[High Speed Backplane Connectors catalog - Z-PACK HM-Zd Connector](#)

English

[High Speed Backplane Connectors catalog - Z-PACK HS3 Connector](#)

English

[2\\_PIECE\\_POWER\\_CONNECTORS\\_qrg\\_4-1773458-1](#)

English

---

[Product Specifications](#)

[Engineering Report](#)

English