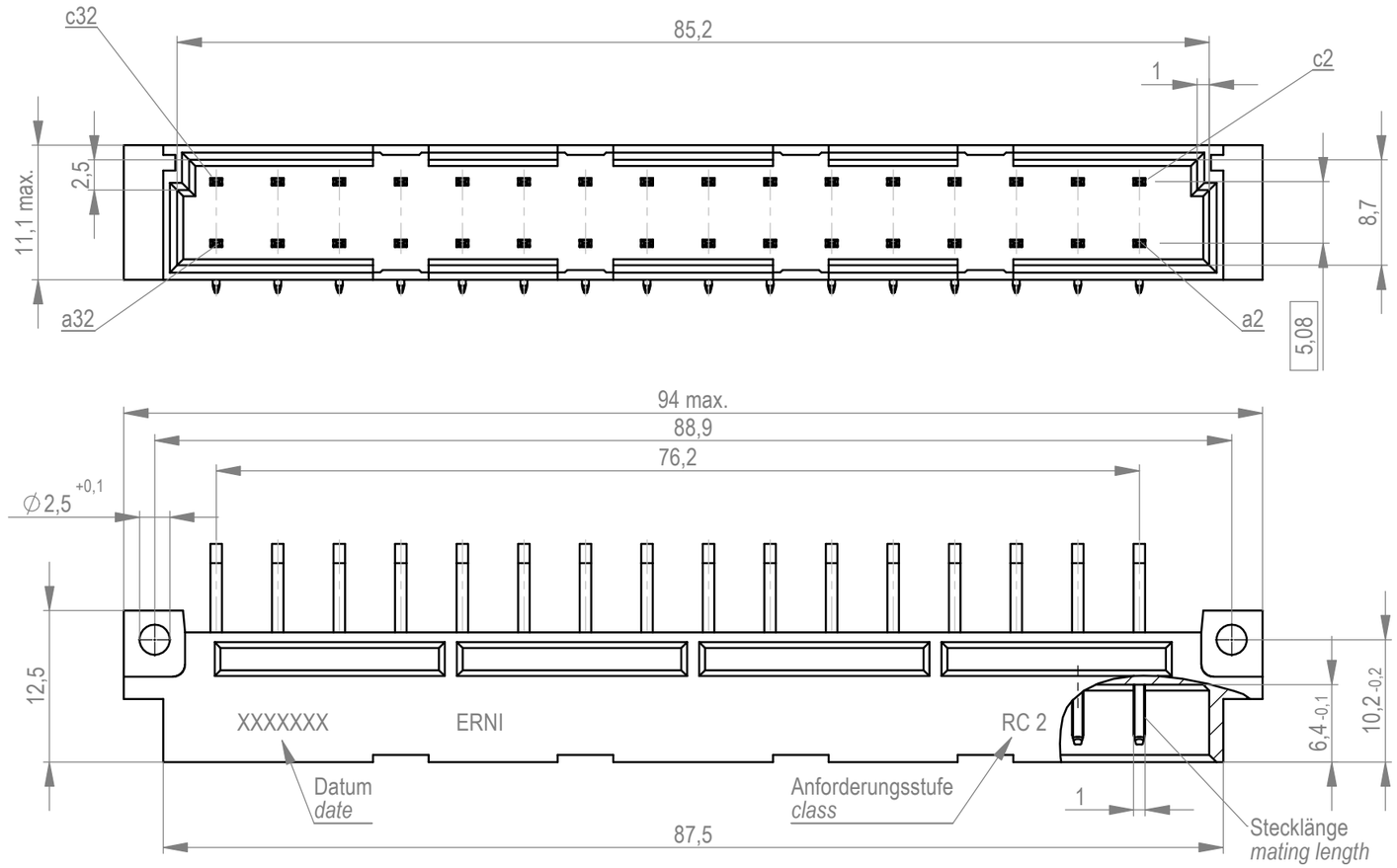


Stecklänge / *mating length*

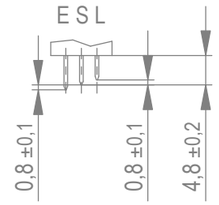


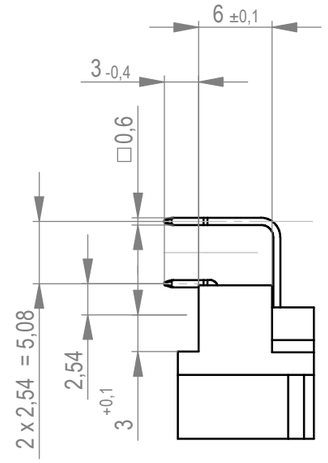


E = *early mate, late break* / voreilend
S = standard
L = *late mate, early break* / nacheilend

Bestückungsplan / *contact layout*

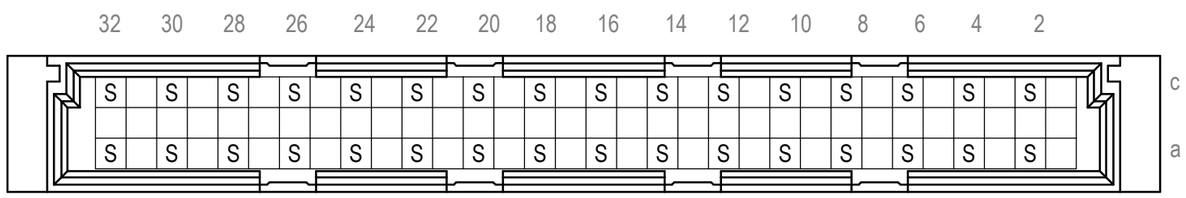


Leiterplatten-Lochbild / *PCB drillhole pattern*

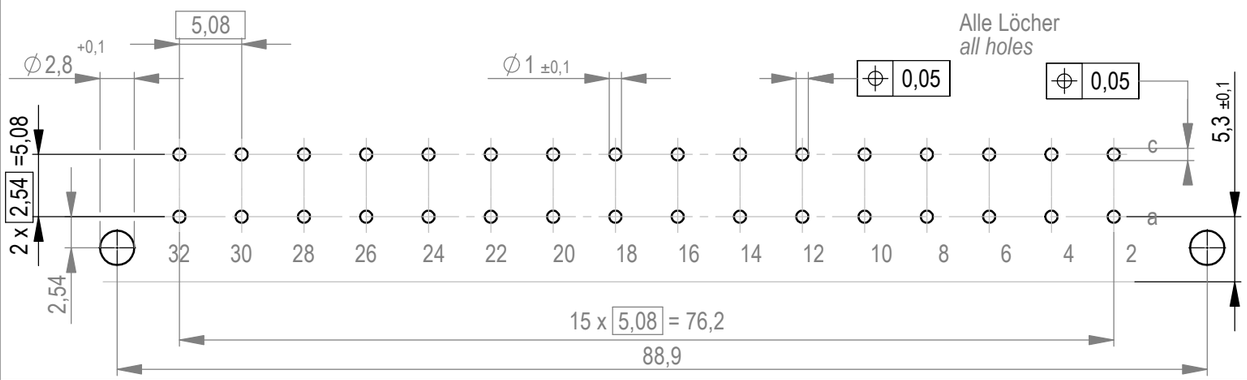


Steckseite AC / Anschlussseite AC / *contact side AC / terminal Side AC*
Lötanschluss 0,6 x 0,6 / *solder terminal 0,6 x 0,6*
Isolierwerkstoff / *housing material* : PBT GF 30
Bauart 4 / *Type 4*
Anforderungsstufe 2 = 400 Steckzyklen / *performance class 2 = 400 mating cycles*
Fehlende Maße und Angaben gemäss IEC 60603-2 / DIN EN 60603-2
*Missing information and dimensions according to IEC 60603-2*
Bedruckung siehe Zeichnung 294905
*Marking see drawing 294905*

Weitergabe sowie Vervielfältigung dieses Dokuments, Verwertung und Mitteilung seines Inhalts sind verboten, soweit nicht ausdrücklich gestattet. Zuwiderhandlungen verpflichten zu Schadenersatz. Alle Rechte für den Fall der Patent-, Gebrauchsmuster- oder Geschmacksmustereintragung vorbehalten.
*The reproduction, distribution and utilization of this document as well as the communication of its contents to others without express authorization is prohibited. Offenders will be held liable for the payment of damages. All rights reserved in the event of the grant of a patent, utility model or design.*

Die deutsche Version dieser Zeichnung dient nur zur Erleichterung der Handhabung. Bei Abweichungen von dem englischen Original gilt das englische Original.
*The german version of this drawing has been offered for convenience only and may deviate from the english original.*
*In case of any deviation the English version shall prevail.*

| | | | |
|---|---|---|---|
| Dimension no. | Tolerances ISO 8015 | All Dimensions in mm | Scale 2:1 |
| | | | Material |
| Customer drawing: This Drawing is a controlled Document. | Subject to modification without prior notice. Drawing will not be updated. | | Messerleiste D32 Löt<br>Male con. D32 solder |
| 1 / Index | 21.03.2023 / Date | TE Connectivity | C-354868 — I — A3 |
| | | | Class STVD |