

6565199-2 ✓ ACTIVE

AMP | AMP TC-ZIF

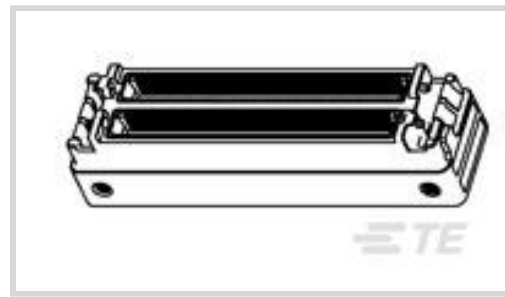
TE Internal #: 6565199-2

Horizontal, Wire-to-Board, 260 Position, .8 mm [.031 in] Centerline,
Unshrouded, Gold, Surface Mount, Signal, Black, AMP TC-ZIF

[View on TE.com >](#)



Connectors > PCB Connectors > PCB Headers & Receptacles



Connector System: **Wire-to-Board**

Number of Positions: **260**

Number of Rows: **4**

Centerline (Pitch): **.8 mm [.031 in]**

PCB Mount Orientation: **Horizontal**

Features

Product Type Features

Connector Shape	Rectangular
Connector System	Wire-to-Board
Header Type	Unshrouded
Sealable	No
Connector & Contact Terminates To	Printed Circuit Board

Configuration Features

Number of Power Positions	0
Number of Signal Positions	260
Number of Positions	260
Number of Rows	4
PCB Mount Orientation	Horizontal

Electrical Characteristics

Operating Voltage	100 VAC
-------------------	---------

Body Features

Connector & Keying Code	Y
Primary Product Color	Black

Contact Features

Contact Layout	Inline
----------------	--------



Contact Underplating Material	Nickel
PCB Contact Termination Area Plating Material	Gold
Contact Mating Area Plating Material	Gold
Contact Type	Tab
Contact Current Rating (Max)	.5 A

Termination Features

Termination Method to Printed Circuit Board	Surface Mount
---	---------------

Mechanical Attachment

PCB Mount Alignment Type	Standard Polarized Tail
Mating Alignment Type	Keyed
Mating Retention	With
Panel Mount Feature Type	Mounting Hole
Mating Retention Type	Locking Latch
Mating Alignment	With
PCB Mount Alignment	Without

Housing Features

Housing Material	Nylon Resin
Centerline (Pitch)	.8 mm [.031 in]

Dimensions

PCB Thickness (Recommended)	1.6 mm [.063 in]
-----------------------------	------------------

Usage Conditions

Operating Temperature Range	-55 – 85 °C [-67 – 185 °F]
-----------------------------	----------------------------

Operation/Application

Shielded	Yes
Circuit Application	Signal

Industry Standards

UL Rating	Recognized
Glow Wire Rating	Standard Part - Not Glow Wire
Compatible With Approved Standards Products	UL E28476
UL Flammability Rating	UL 94V-0

Packaging Features

Packaging Quantity	30
--------------------	----



Packaging Type Tray

Product Compliance

[For compliance documentation, visit the product page on TE.com>](#)

EU RoHS Directive 2011/65/EU	Compliant
EU ELV Directive 2000/53/EC	Compliant
China RoHS 2 Directive MIIT Order No 32, 2016	No Restricted Materials Above Threshold
EU REACH Regulation (EC) No. 1907/2006	Current ECHA Candidate List: JUNE 2023 (235) Candidate List Declared Against: JUNE 2023 (235) Does not contain REACH SVHC
Halogen Content	Low Bromine/Chlorine - Br and Cl < 900 ppm per homogenous material. Also BFR /CFR/PVC Free
Solder Process Capability	Hand solderable with lead free solder

Product Compliance Disclaimer

This information is provided based on reasonable inquiry of our suppliers and represents our current actual knowledge based on the information they provided. This information is subject to change. The part numbers that TE has identified as EU RoHS compliant have a maximum concentration of 0.1% by weight in homogenous materials for lead, hexavalent chromium, mercury, PBB, PBDE, DBP, BBP, DEHP, DIBP, and 0.01% for cadmium, or qualify for an exemption to these limits as defined in the Annexes of Directive 2011/65/EU (RoHS2). Finished electrical and electronic equipment products will be CE marked as required by Directive 2011/65/EU. Components may not be CE marked. Additionally, the part numbers that TE has identified as EU ELV compliant have a maximum concentration of 0.1% by weight in homogenous materials for lead, hexavalent chromium, and mercury, and 0.01% for cadmium, or qualify for an exemption to these limits as defined in the Annexes of Directive 2000/53/EC (ELV). Regarding the REACH Regulation, the information TE provides on SVHC in articles for this part number is based on the latest European Chemicals Agency (ECHA) 'Guidance on requirements for substances in articles' posted at this URL: <https://echa.europa.eu/guidance-documents/guidance-on-reach>

Compatible Parts



Also in the Series | [AMP TC-ZIF](#)

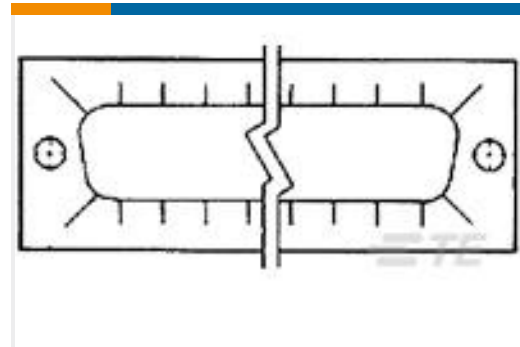



PCB Headers & Receptacles(3)



Standard Rectangular Connectors(1)

Customers Also Bought

TE Part #1658538-2
SOCKET CONT DUPL PLT STRIP HD-TE Part #5747024-3
RFI GASKET, SIZE 1, PLATEDTE Part #5749181-1
Mini DIN, 4 pos, R/A, ShieldTE Part #63873-1
187 FASTON REC 22-18 AWG TPBRTE Part #3-520140-4
ULTRA-FAST 250 ASY REC 16-14 AWG TPBRTE Part #5178238-7
CHAMP.050 REC ASS'Y 50P PB-FREETE Part #1674568-1
BUSHING FOR TC ZIF CONNECTORTE Part #2229181-3
PCB ASSY(6R8), BSM32-2444, 128CHTE Part #2229183-3
PCB ASSY(120), BSM32-2446, 128CHTE Part #2229318-3
PCB ASSY(1R8), BSM32-2677

Documents

Product Drawings

[TC-ZIF HDR ASSY 260P SHIELD FINGER](#)

Japanese

CAD Files

Customer View Model

[ENG_CVM_CVM_6565199-2_D.2d_dxf.zip](#)

English

[3D PDF](#)



3D

Customer View Model

[ENG_CVM_CVM_6565199-2_D.3d_igs.zip](#)

English

Customer View Model

[ENG_CVM_CVM_6565199-2_D.3d_stp.zip](#)

English

By downloading the CAD file I accept and agree to the [Terms and Conditions](#) of use.

Product Specifications

[Application Specification](#)

Japanese