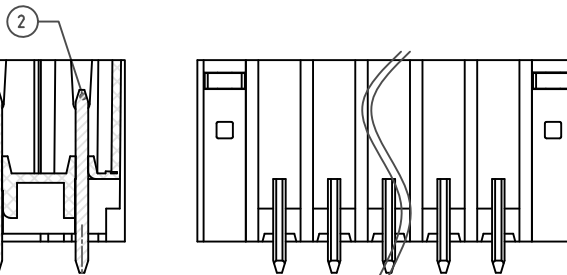
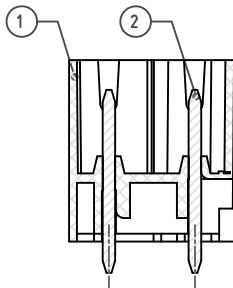
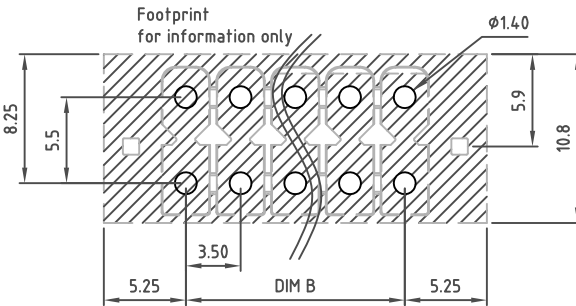
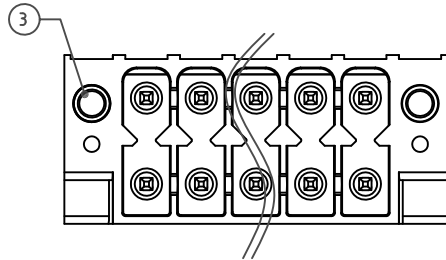
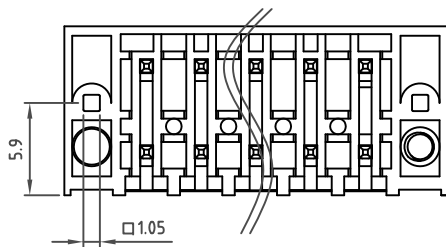
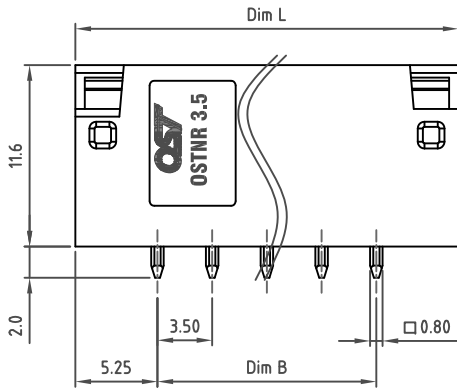
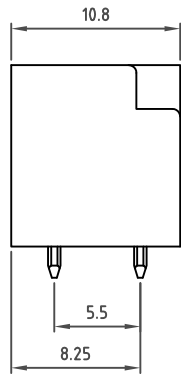


Transfer or duplication of this document as well as the utilisation or communication of its content are not permitted unless express consent is granted. Violations give rise to claims for damages. All rights reserved in case of patent, utility model or design patent registrations.



**Technical data**

1. Nominal voltage: 300V/8A  
PITCH: 3.5mm
2. Insulation Withstanding Voltage:  
AC 1600V/MIN
3. Insulation Resistance:  
1000MΩ or more at DC500V
4. Operating temperature range: -40°C ~ 115°C  
Soldering temperature: 260°C ± 5°C / 10s
5. Undimensioned Tolerances:

Dim.L=(P-1)x3.5+10.5		
Dim.B=(P-1)x3.5		
P=1/2 Number of poles (04-48P)		
	Dim B	Dim L
0-30mm	±0.15	±0.20
over 30mm-60mm	±0.20	±0.25
over 60mm-90mm	±0.25	±0.30
over 90mm	±0.30	±0.40

6. Safety approval:
7. RoHS Compliance

Part No.: **OSTNRXX1200**

No. of Poles	COLOR
04 4 Poles	0: Black (Standard)
06 6 Poles	2: Red
...	3: Orange
48 48 Poles	4: Yellow
	5: Green
	6: Blue
	8: Grey

Nonstandard colors  
Mins could apply

3	FLANGE NUT	BRASS		2
2	PIN	COPPER	TIN PLATED	P
1	BODY	LCP UL94V-0	BLACK	1
ITEM	NAME OF PART	MATERIAL	NOTES	Q"TY
DWG	WF. Zhang	DATE 2017.12.12	UNITS: MM	SHEET: 1 OF 1
CHK.	WF. Zhang	DATE 2018.05.31	SCALE: NONE 3:1 ( : )	REV: A
APP.		DATE	TITLE: OSTNR 3,5 Series W/F type Vertical (180D) THR	X. ±0.50 X.X ±0.30 X.XX ±0.10 X° ±1°
			PART NO. OSTNRXX1200	
			DWG NO. OSTNRXX1200.dwg	

△			
SIGN	DESCRIPTION	CHK.	DATE



ON-SHORE TECHNOLOGY, INC.