




Passive Components > Resistors > Through-Hole Resistors



Resistor Type: **Precision Resistor**

Passive Component Dimensions: **7.2 x 2.5 mm**

Number of Terminations: **2**

Packaging Method: **Bandoliered**

Passive Component Tolerance: **.1 %**

Features

Product Type Features

Resistor Type	Precision Resistor
Element Type	Thin Film

Configuration Features

Number of Resistors	1
---------------------	---

Electrical Characteristics

Operating Voltage	350 V
Passive Component Tolerance	.1 %
Resistance Class	Up to 1kΩ
Resistance Value	825 Ω
Power Rating	.25 W

Body Features

Lead Type	Axial-Leaded
-----------	--------------

Termination Features

Number of Terminations	2
Termination Area Base Material	Copper

Dimensions

Passive Component Dimensions	7.2 x 2.5 mm
------------------------------	--------------



Usage Conditions

Operating Temperature Range	-55 – 155 °C
Temperature Coefficient	±15 ppm/°C

Packaging Features

Packaging Method	Bandoliered
------------------	-------------

Product Compliance


[For compliance documentation, visit the product page on TE.com>](#)

EU RoHS Directive 2011/65/EU	Compliant
EU ELV Directive 2000/53/EC	Compliant
China RoHS 2 Directive MIIT Order No 32, 2016	No Restricted Materials Above Threshold
EU REACH Regulation (EC) No. 1907/2006	Current ECHA Candidate List: JUNE 2023 (235) Candidate List Declared Against: JAN 2021 (211) Does not contain REACH SVHC
Halogen Content	Not Yet Reviewed for halogen content
Solder Process Capability	Wave solder capable to 265°C

Product Compliance Disclaimer

This information is provided based on reasonable inquiry of our suppliers and represents our current actual knowledge based on the information they provided. This information is subject to change. The part numbers that TE has identified as EU RoHS compliant have a maximum concentration of 0.1% by weight in homogenous materials for lead, hexavalent chromium, mercury, PBB, PBDE, DBP, BBP, DEHP, DIBP, and 0.01% for cadmium, or qualify for an exemption to these limits as defined in the Annexes of Directive 2011/65/EU (RoHS2). Finished electrical and electronic equipment products will be CE marked as required by Directive 2011/65/EU. Components may not be CE marked. Additionally, the part numbers that TE has identified as EU ELV compliant have a maximum concentration of 0.1% by weight in homogenous materials for lead, hexavalent chromium, and mercury, and 0.01% for cadmium, or qualify for an exemption to these limits as defined in the Annexes of Directive 2000/53/EC (ELV). Regarding the REACH Regulation, the information TE provides on SVHC in articles for this part number is based on the latest European Chemicals Agency (ECHA) 'Guidance on requirements for substances in articles' posted at this URL: <https://echa.europa.eu/guidance-documents/guidance-on-reach>


Compatible Parts




TE Part # 9-1879664-1
H8 10K 0.1% 15PPM




TE Part # 1879623-8
H4 1K3 0.1% 5PPM



TE Part # 2-1879622-2
H4P 1M0 1% 50PPM




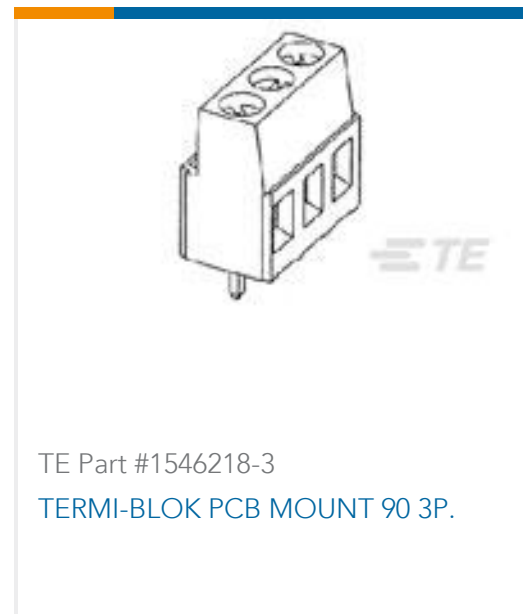
TE Part # 5-1879642-1
H8 5K0 0.1% 25PPM



Also in the Series | [Holsworthy Holco](#)



Customers Also Bought



Documents

CAD Files

[3D PDF](#)

[3D](#)

[Customer View Model](#)

[ENG_CVM_CVM_8-1879663-6_BA.2d_dxf.zip](#)

English

[Customer View Model](#)

[ENG_CVM_CVM_8-1879663-6_BA.3d_igs.zip](#)

English

[Customer View Model](#)

[ENG_CVM_CVM_8-1879663-6_BA.3d_stp.zip](#)

English

By downloading the CAD file I accept and agree to the [Terms and Conditions](#) of use.

Datasheets & Catalog Pages

H8825RBYA

825 Ω , Thin Film, Precision Resistor, .1 %, 7.2 x 2.5 mm, 2 Termination, Bandoliered, .
25 W, ± 15 ppm/ $^{\circ}$ C, Copper Termination, Holsworthy Holco



[1309350_PASSIVE_COMPONENT](#)

English

[Axial Leaded Precision Resistors - Type HOLCO Series](#)

English

[8-1773459-4_POWER_FILTERING_AND_RESISTIVE_SOLUTIONS_FOR_ELEVATORS_AND_ESCALATORS](#)

English