

6

5

4

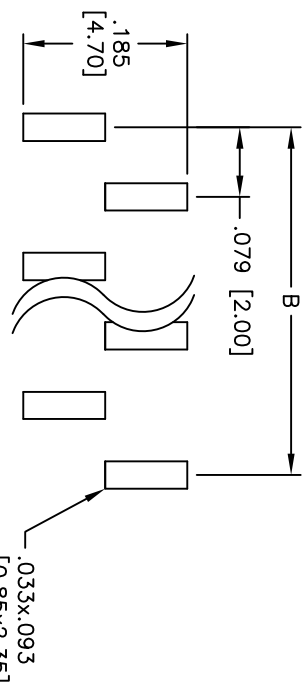
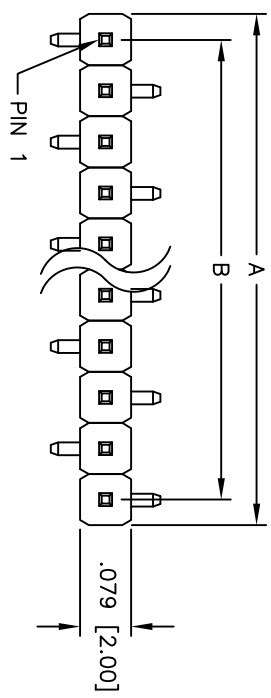
3

2

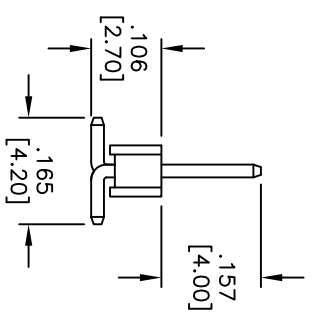
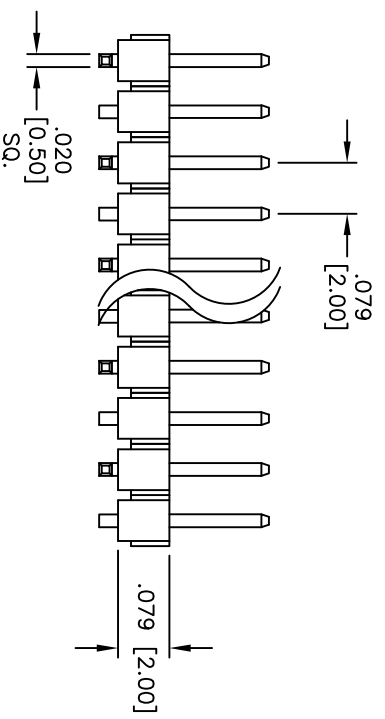
1

APPROVED: _____
 DATE: _____ TITLE: _____

Rev	AWO #	Description	Date	Appr
-		RELEASED	7/14/09	
A		REVISED DIM.	11/6/13	AV/GC



RECOMMENDED PCB LAYOUT



SPECIFICATIONS:

Material: Insulator: Hi-temp thermoplastic, rated UL 94V-0
 Insulator color: Black
 Contacts: Brass
 Plating: Gold flash over Nickel underplate overall
 Electrical: Current rating: 1 Amp max
 Contact resistance: 20 mohms max
 Insulation resistance: 5,000 Mohms min @ 500 VDC
 Temperature Rating: Operating temperature: -40°C to +105°C
 Environmental: Lead free, RoHS compliant

Positions: 2 thru 40
 A = .079 [2.00] x No. of Positions
 B = .079 [2.00] x No. of Spaces

ADAM TECH

909 Railway Avenue, Union, NJ 07083
 Phone: 908-687-5000 Fax: 908-687-5710

.079 [2.00] SINGLE ROW PIN HEADER
 SURFACE MOUNT, TYPE B

UNLESS OTHERWISE SPECIFIED ALL DIMENSIONS ARE INCHES [MM]		TOLERANCES: EXCEPT AS NOTED	
INCHES	HOLES	INCHES	HOLES
.X ± .10	ØXX ± .10	.XX ± .020	ØXXX ± .015
.XXX ± .015	ØXXX ± .010		
APPROVALS		DATE	
DRAWN	DY	7/14/09	
CHECKED			
APPROVED			
TITLE		SIZE	PART NO.
.079 [2.00] SINGLE ROW PIN HEADER		X	2PH1-XX-UA-SMT-B
SURFACE MOUNT, TYPE B		REF:	S00039T
		SCALE:	NTS
		SHEET	1 OF 1
		REV.	A



6

5

4

3

2

1