Leiterplatten-Layout Vorschlag für SMT
*PCB-Layout Proposal for SMT*

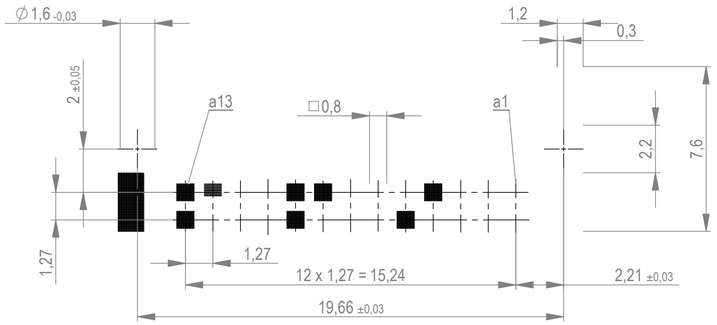


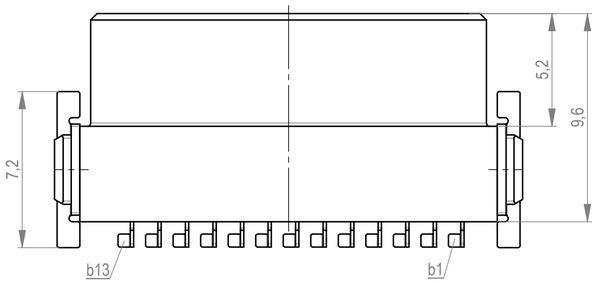


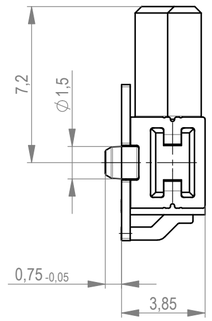


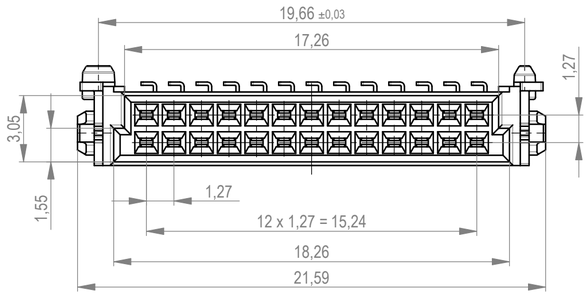


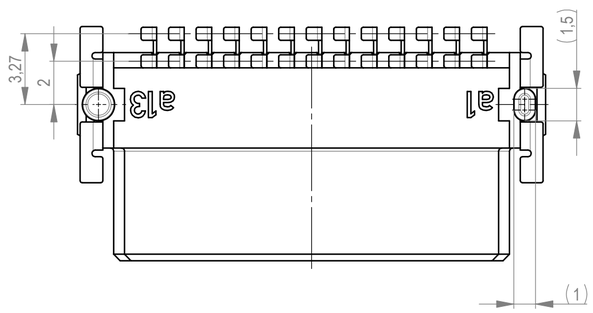


Verpackt im Gurt in Anlehnung an DIN IEC 60286-3
*tape on reel packaging according to DIN IEC 60286-3*
Verpackungseinheit: 560 Stück
*packaging unit: 560 pcs*

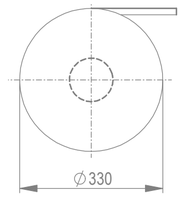


Abspulrichtung - *reel off direction*

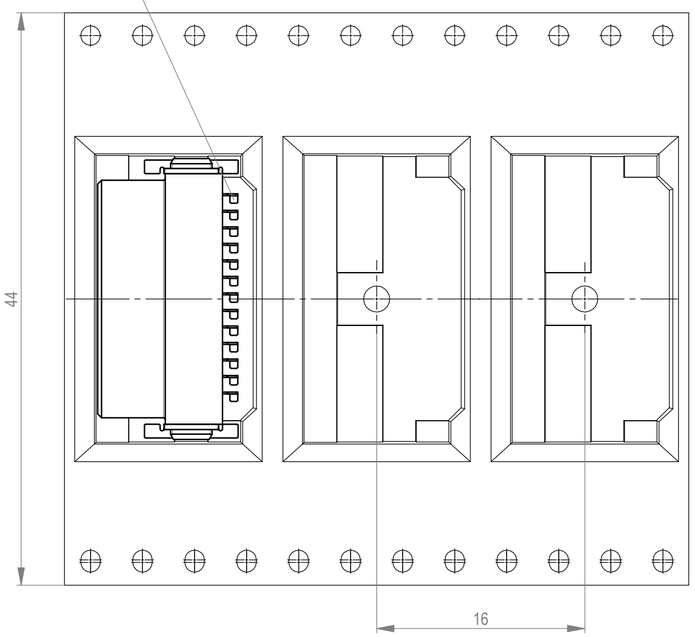


Anforderungsstufe 1
*performance level 1*

Kontaktbereich vergoldet
*mating area gold plating*

Anschlussbereich verzinnt 4-6 µm
*terminal area 4-6 µm tin plating*

Koplanarität der Anschlüsse ≤ 0,1 mm
*coplanarity area of termination ≤ 0,1 mm*

BA7-03 - Standard Bauhöhe
*type7-03 - standard assembly height*

| | | | |
|---|---|---|---|
| Dimension no. | Tolerances ISO 8015 | All Dimensions in mm | Scale 5:1 |
| | | | Material |
| Customer drawing: This Drawing is a controlled Document. | Subject to modification without prior notice. Drawing will not be updated. | | Federl. SMC-Q 26-SMD-BA7-03 Female SMC-Q 26-SMD-type7-03 |
| | | TE Connectivity | C-154741-E C |
| g1 / Index | 12.05.2023 / Date | | Class SMCQ A2 |

Weitergabe sowie Vervielfältigung dieses Dokuments, Verwertung und Mitteilung seines Inhalts sind verboten, soweit nicht ausdrücklich gestattet. Zuwiderhandlungen verpflichten zu Schadensersatz. Alle Rechte für den Fall der Patent-, Gebrauchsmuster- oder Geschmacksmustereintragung vorbehalten.
*The reproduction, distribution and utilization of this document as well as the communication of its contents to others without express authorization is prohibited. Offenders will be held liable for the payment of damages. All rights reserved in the event of the grant of a patent, utility model or design.*

Die deutsche Version dieser Zeichnung dient nur zur Erleichterung der Handhabung. Bei Abweichungen von dem englischen Original gilt das englische Original.
*The German version of this drawing has been offered for convenience only and may deviate from the english original.*
*In case of any deviation the English version shall prevail.*