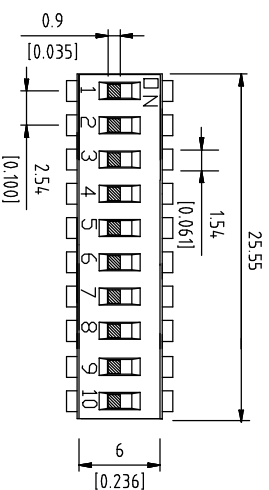
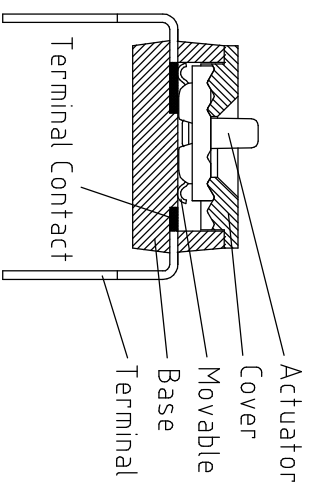
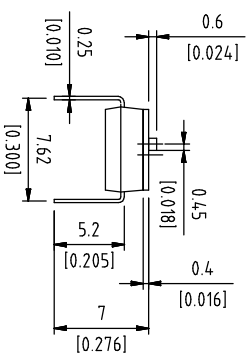
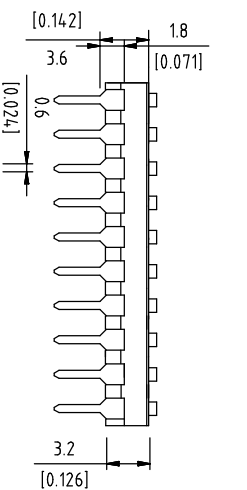


### DIMENSIONS

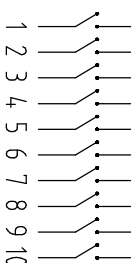


Poles(N)	A (mm)
01	2.85
02	5.28
03	7.82
04	10.36
05	12.90
06	15.44
07	18.05
08	20.52
09	23.06
10	25.55
12	30.60

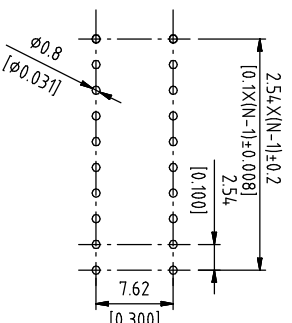


Part Name	Material	Finished
Base	PPS UL94 V0	Black
Cover	PPS UL94 V0	Black
Actuator	Nylon UL94 V0	White
Movable	Copper Alloy	Gold
Terminal Contact	Brass	Gold
Terminal	Brass	Gold / Tin

### SCHEMATIC



### P.C.B LAYOUT



DS IC XX L H X X T  
 1 2 3 4 5 6 7 8

位置	内容	内容	表示
1	Series	DS	DIP Switch
2	Type	IG	IC Type HIGH TYPE
3	N Poles	01	POP
		02	POP
		03	POP
		04	POP
		05	POP
		06	POP
		07	POP
		08	POP
		09	POP
		10	POP
		12	POP
4	Actuator	L	Extension
5	Terminal	H	Straight
6	Finish	G	Full Gold
7	Finish	S	Terminal-Tin plated
		E	4μ " Gold-plated
		F	10μ " Gold-plated
		A	12μ " Gold-plated
		B	20μ " Gold-plated
		G	30μ " Gold-plated
8	Packing	T	Tube

Rating (Resistive load):25mA 24VDC  
 Contact Resistance:100mΩ Max  
 Insulation Resistance:100MΩ Min  
 Dielectric Strength:500VAC 1 minute  
 Electrical life:1,000 cycles  
 Mechanical life:2,000 cycles  
 Operating Temperature:-30°C~85°C



东莞市德芯电子有限公司  
 D-SWITCH ELECTRONICS CO.,LTD.

公差 TOLERANCES .X± 0.35 .XX± 0.3 .XXX± 0.15

单位 DIMENSION UNIT mm.

版本 VER	变更说明 CHANGE DESCRIPTION	日期 DATE	ECON NO.	核准 APPROVED BY	核对 CHECKED BY	日期 DATE	绘图 DRAWN BY	品名 TITLE	图号 DRAWING NO
								DSP-DSIC10LHGET	XXXXXXX