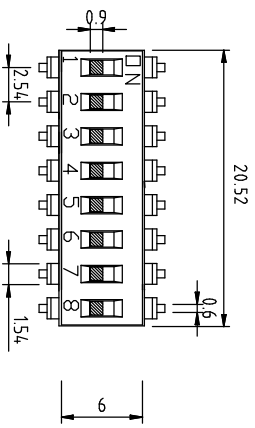
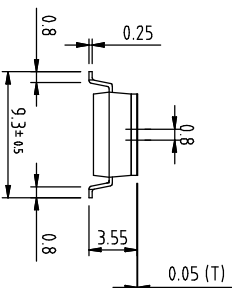
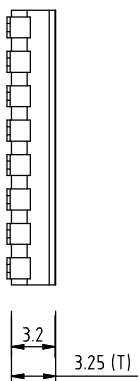


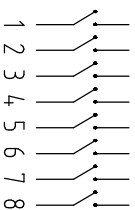
### DIMENSIONS



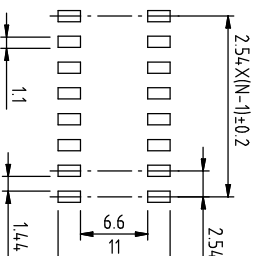
Poles(N)	A (mm)
01	2.85
02	5.28
03	7.82
04	<b>10.36</b>
05	12.90
06	15.44
07	18.05
08	20.52
09	23.06
10	25.55
12	30.60



### SCHEMATIC

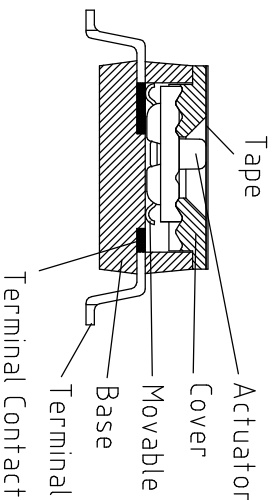


### P.C.B LAYOUT



DS IC XX X S X X X  
 1 2 3 4 5 6 7 8

位置	内容	内容	表示
1	Series Type	DS	DIP Switch
2	IC Type	IC	IC Type
3	N Poles	01	POP
		02	POP
		03	POP
		04	POP
		05	POP
		06	POP
		07	POP
		08	POP
		09	POP
		10	POP
		12	POP
4	Actuator	S	Low profile W/O Tape
		T	Tape sealed
5	Terminal	S	SMD type
6	Finish	G	Full Gold
		S	Terminal-Tin plated
7	Finish	E	4μ " Gold-plated
		F	10μ " Gold-plated
		A	12μ " Gold-plated
		B	20μ " Gold-plated
		G	30μ " Gold-plated
8	Packing	R	Reel
		T	Tube



Part Name	Material	Finished
Base	PPS UL94 V0	Black
Cover	PPS UL94 V0	Black
Actuator	Nylon UL94 V0	White
Movable	Copper Alloy	Gold
Terminal Contact	Brass	Gold / Tin
Terminal	Brass	Gold / Tin
Tape	Polyimide	Amber

Rating (Resistive load):25mA 24VDC  
 Contact Resistance:100mΩ Max  
 Insulation Resistance:100MΩ Min  
 Dielectric Strength:500VAC 1 minute  
 Electrical life:1,000 cycles  
 Mechanical life:2,000 cycles  
 Operating Temperature:-30°C~85°C



公差 TOLERANCES .X± 0.35 .XX± 0.3 .XXX± 0.15

单位 DIMENSION UNIT mm.

版本 VER	变更说明 CHANGE DESCRIPTION	日期 DATE	ECON NO.	核准 APPROVED BY	核对 CHECKED BY	日期 DATE	绘图 DRAWN BY	品名 TITLE	图号 DRAWING NO
版本	变更说明	日期	ECON NO.	核准	核对	日期	绘图	DSP-DSIC08TSGET	XXXXXXX