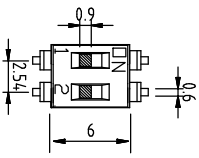
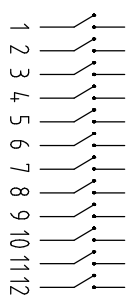


DIMENSIONS



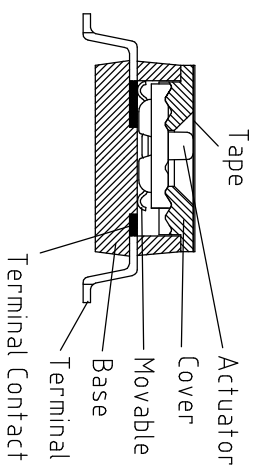
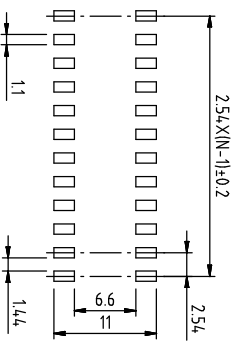
Poles(N)	A (mm)
01	2.85
02	5.28
03	7.82
04	10.36
05	12.90
06	15.44
07	18.05
08	20.52
09	23.06
10	25.55
12	30.60

SCHEMATIC



DS IC XX X S X X X
 1 2 3 4 5 6 7 8

P.C.B LAYOUT



Part Name	Material	Finished
Base	PPS UL94 V0	Black
Cover	PPS UL94 V0	Black
Actuator	Nylon UL94 V0	White
Movable	Copper Alloy	Gold
Terminal Contact	Brass	Gold
Terminal	Brass	Gold / Tin
Tape	Polyimide	Amber

位置	内容	表示
1	Series	DS
2	Type	DIP Switch
3	N Poles	IC IC Type 01 POP 02 POP 03 POP 04 POP 05 POP 06 POP 07 POP 08 POP 09 POP 10 POP 12 POP
4	Actuator	S Low profile W/O Tape T Tape sealed
5	Terminal	S SMD type
6	Finish	G Full Gold S Terminal- Tin plated
7	Finish	E 4μ " Gold-plated F 10μ " Gold-plated A 12μ " Gold-plated B 20μ " Gold-plated G 30μ " Gold-plated
8	Packing	R Reel T Tube

Rating (Resistive load):25mA 24VDC
 Contact Resistance:100mΩ Max
 Insulation Resistance:100MΩ Min
 Dielectric Strength:500VAC 1 minute
 Electrical life:1,000 cycles
 Mechanical life:2,000 cycles
 Operating Temperature:-30°C~85°C



公差 TOLERANCES .X±0.35 .XX±0.3 .XXX±0.15 单位 DIMENSION UNIT mm.

版本 VER	变更说明 CHANGE DESCRIPTION	日期 DATE	ECON NO.	核准 APPROVED BY	核对 CHECKED BY	绘图 DRAWN BY	日期 DATE	品名 TITLE	图号 DRAWING NO
						赵华玲	2024.01.10	DSP-DSIC02TSGET	XXXXXXX