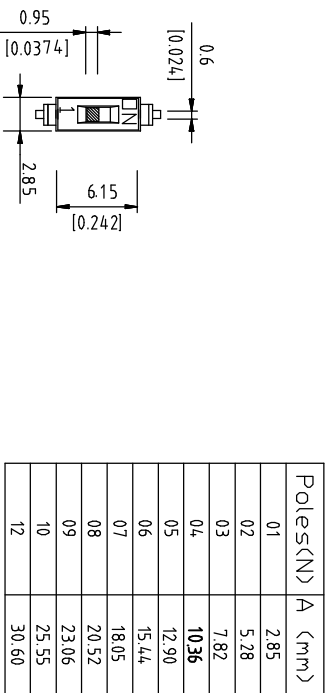
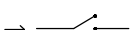


DIMENSIONS

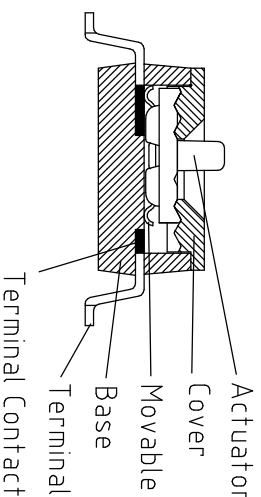
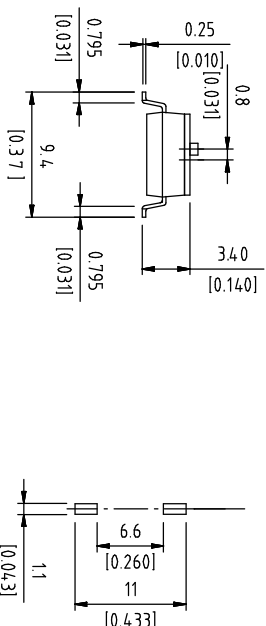


Poles(N)	A (mm)
01	2.85
02	5.28
03	7.82
04	10.36
05	12.90
06	15.44
07	18.05
08	20.52
09	23.06
10	25.55
12	30.60

SCHEMATIC



P.C.B LAYOUT



Part Name	Material	Finished
Base	PPS UL94 V0	Black
Cover	PPS UL94 V0	Black
Actuator	Nylon UL94 V0	White
Movable	Copper Alloy	Gold
Terminal Contact	Brass	Gold
Terminal	Brass	Gold / Tin

位置	内容	内容	表示
1	Series	DS	DIP Switch
2	Type	IC	IC Type
3	N Poles	01	POP
		02	POP
		03	POP
		04	POP
		05	POP
		06	POP
		07	POP
		08	POP
		09	POP
		10	POP
		12	POP
4	Actuator	L	Extension
5	Terminal	S	SMD type
6	Finish	G	Full Gold
		S	Terminal-Tin plated
7	Finish	E	4μ" Gold-plated
		F	10μ" Gold-plated
		A	12μ" Gold-plated
		B	20μ" Gold-plated
		G	30μ" Gold-plated
8	Packing	R	Reel
		T	Tube

Rating (Resistive load):25mA 24VDC
Contact Resistance:100mΩ Max
Insulation Resistance:100MΩ Min
Dielectric Strength:500VAC 1 minute
Electrical life:1,000 cycles
Mechanical life:2,000 cycles
Operating Temperature:-30°C~85°C



东莞市德磁电子有限公司
 D-SWITCH ELECTRONICS CO.,LTD.

公差 TOLERANCES .X± 0.35 .XX± 0.3 .XXX± 0.15

单位 DIMENSION UNIT mm.

版本 VER	变更说明 CHANGE DESCRIPTION	日期 DATE	ECON NO.	核准 APPROVED BY	比例尺 SCALE	核 对 CHECKED BY	日期 DATE	绘图 DRAWN BY	品 名 TITLE	图 号 DRAWING NO
					1:1		2024.01.10	赵华玲	DSP-DSIC01LSGET	XXXXXXX