

MMBT5551T

Rev.F Jul.-2019

描述 / Descriptions

SOT-89 塑封封装 NPN 半导体三极管。Silicon NPN transistor in a SOT-89 Plastic Package.

特征 / Features

击穿电压高,可与 MMBT5401T 互补。无卤产品。

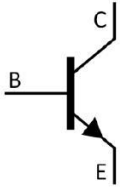
High voltage, complementary pair with MMBT5401T. Halogen-free Product.

用途 / Applications


用于普通高压放大。

General purpose high voltage amplifier.

内部等效电路 / Equivalent Circuit



引脚排列 / Pinning



PIN1 : Base PIN 2 : Collector PIN 3 : Emitter

印章代码 / Marking

h_{FE} Classifications Symbol	A	B	C
h_{FE} Range	50~150	100~300	200~400
Marking	HG1A*	HG1B*	HG1C*

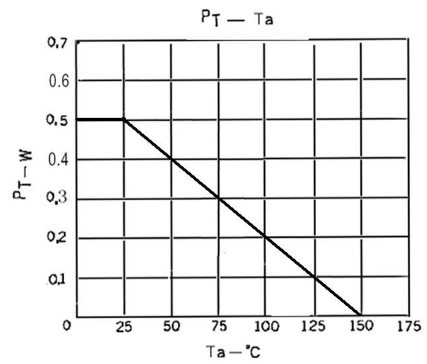
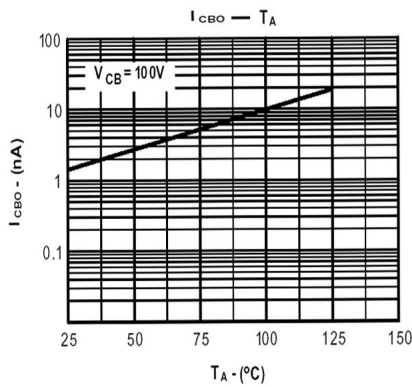
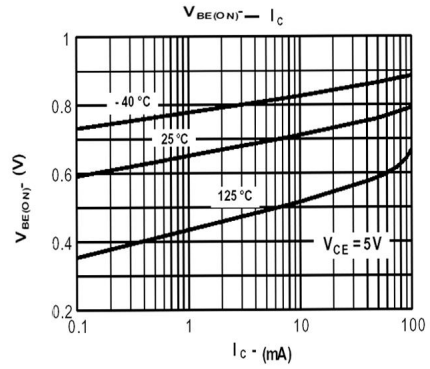
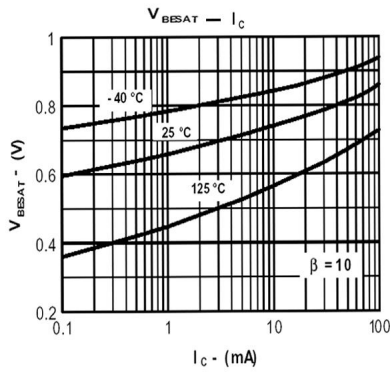
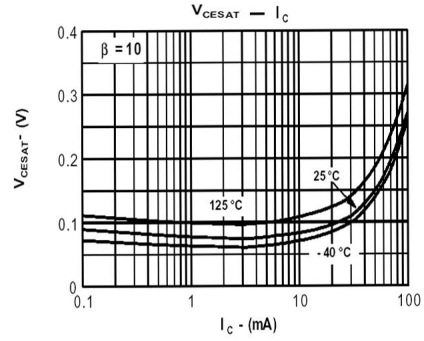
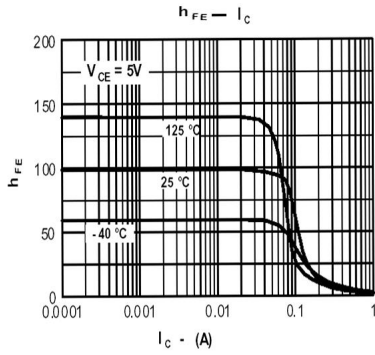
极限参数 / Absolute Maximum Ratings(Ta=25°C)

参数 Parameter	符号 Symbol	数值 Rating	单位 Unit
Collector to Base Voltage	V_{CBO}	180	V
Collector to Emitter Voltage	V_{CEO}	160	V
Emitter to Base Voltage	V_{EBO}	6.0	V
Collector Current - Continuous	I_C	600	mA
Collector Base - Continuous	I_B	300	mA
Collector Power Dissipation	P_C	500	mW
Junction Temperature	T_j	150	°C
Storage Temperature Range	T_{stg}	-55~150	°C

电性能参数 / Electrical Characteristics(Ta=25°C)

参数 Parameter	符号 Symbol	测试条件 Test Conditions	最小值 Min	典型值 Typ	最大值 Max	单位 Unit
Collector Cut-Off Current	I_{CBO}	$V_{CB}=180V$ $I_E=0$			0.1	μA
Emitter Base Cut-Off Current	I_{EBO}	$V_{EB}=6.0V$ $I_C=0$			0.1	μA
DC Current Gain	$h_{FE(1)}$	$V_{CE}=5.0V$ $I_C=10mA$	50	200	400	
	$h_{FE(2)}$	$V_{CE}=5.0V$ $I_C=50mA$	20	160		
	$h_{FE(3)}$	$V_{CE}=5.0V$ $I_C=1.0mA$	40	190		
Collector to Emitter Saturation Voltage	$V_{CE(sat)(1)}$	$I_C=10mA$ $I_B=1.0mA$		0.06	0.15	V
	$V_{CE(sat)(2)}$	$I_C=50mA$ $I_B=5.0mA$		0.09	0.3	V
Emitter to Base Saturation Voltage	$V_{BE(sat)(1)}$	$I_C=10mA$ $I_B=1.0mA$		0.7	1.0	V
	$V_{BE(sat)(2)}$	$I_C=50mA$ $I_B=5.0mA$		0.8	1.0	V
Emitter to Base Voltage	V_{BE}	$V_{CE}=5.0V$ $I_C=10mA$		0.68	0.75	V
Transition Frequency	f_T	$V_{CE}=10V$ $I_C=10mA$	50	110		MHz
Collector Output Capacitance	C_{ob}	$V_{CB}=10V$ $I_E=0$ $f=1.0MHz$		2.2	5.0	pF
Turn-on Time	t_{on}	$I_C=100mA$ $I_{B1}=-I_{B2}=10mA$		0.3		μs
Turn-off Time	t_{off}			0.4		μs
Storage Time	t_{stg}			0.2		μs

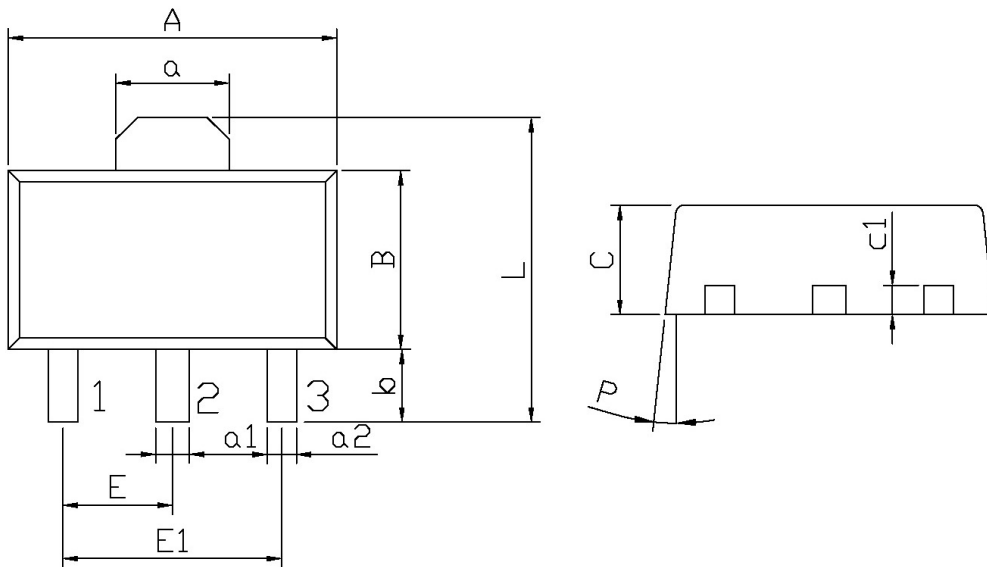
电参数曲线图 / Electrical Characteristic Curve



外形尺寸图 / Package Dimensions


SOT-89

单位: mm



Symbol	Dimensions In Millimeters		Symbol	Dimensions In Millimeters	
	Min	Max		Min	Max
A	4.4	4.7	a1	0.36	0.56
B	2.35	2.65	a2	0.30	0.50
L	3.878	4.478	C	1.40	1.70
a	1.45	1.65	c1	0.35	0.50
E	1.40	1.60	P	6°	
E1	2.80	3.20			
b	0.80	1.20			

印章说明 / Marking Instructions



说明：

H： 为公司代码

G1： 为型号代码

A： 为 h_{FE} 分档代码

**： 为生产批号代码，随生产批号变化。

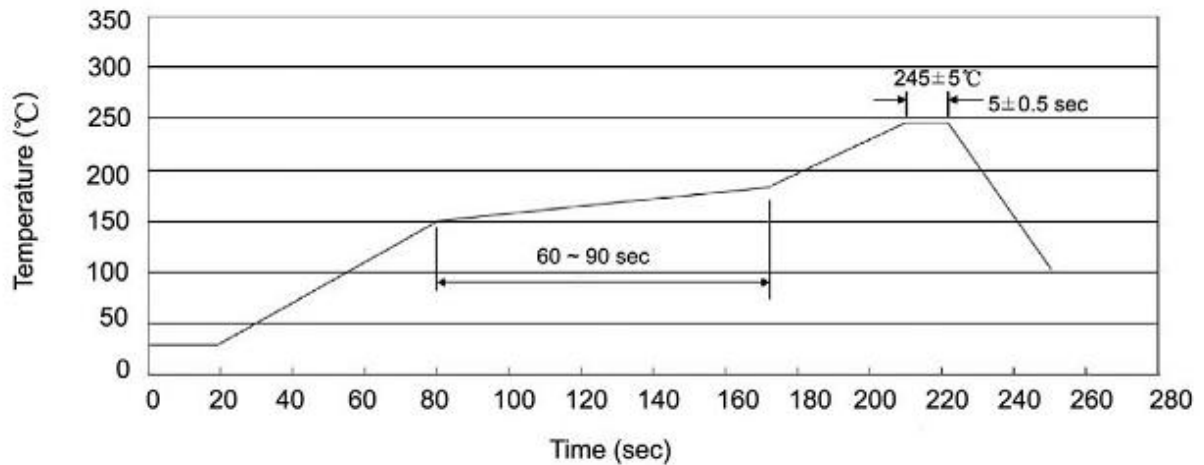
Note:

H: Company Code.

G1: Product Type.

A: h_{FE} Classifications Symbol

** : Lot No. Code, code change with Lot No.

回流焊温度曲线图(无铅) / Temperature Profile for IR Reflow Soldering(Pb-Free)


说明：

- 1、预热温度 150 ~ 180°C，时间 60 ~ 90sec;
- 2、峰值温度 245±5°C，时间持续为 5±0.5sec;
- 3、焊接制程冷却速度为 2 ~ 10°C/sec.

Note:

- 1.Preheating:150~180°C, Time:60~90sec.
- 2.Peak Temp.:245±5°C, Duration:5±0.5sec.
3. Cooling Speed: 2~10°C/sec.

耐焊接热试验条件 / Resistance to Soldering Heat Test Conditions

温度：260±5°C

时间：10±1 sec.

Temp.:260±5°C

Time:10±1 sec

包装规格 / Packaging SPEC.

卷盘包装 / REEL

Package Type 封装形式	Units 包装数量					Dimension 包装尺寸 (unit: mm ³)		
	Units/Reel 只/卷盘	Reels/Inner Box 卷盘/盒	Units/Inner Box 只/盒	Inner Boxes/Outer Box 盒/箱	Units/Outer Box 只/箱	Reel	Inner Box 盒	Outer Box 箱
SOT-89	1,000	7	7,000	8	56,000	7" ×12	180×120×180	385×257×392

使用说明 / Notices