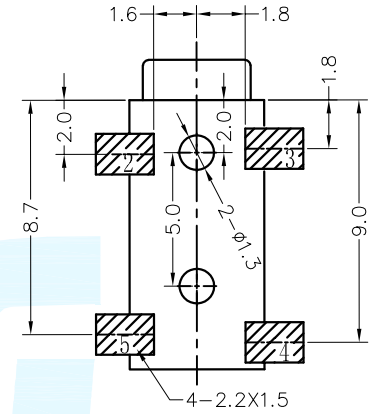
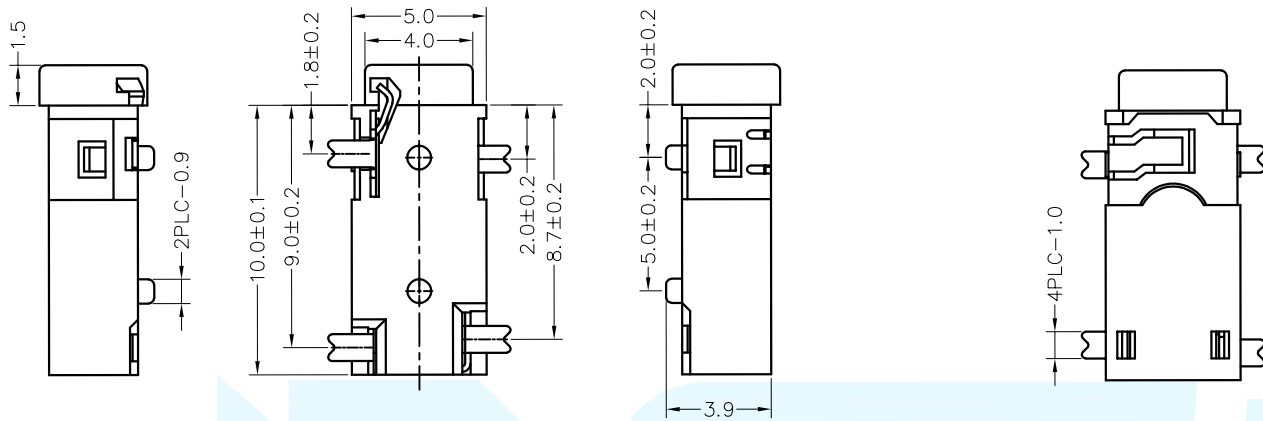
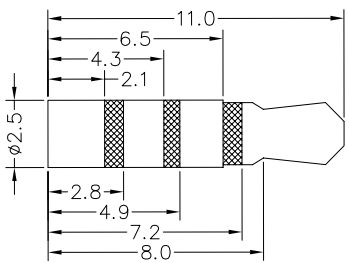
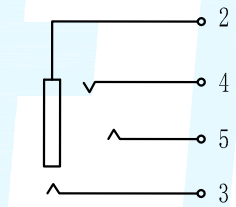
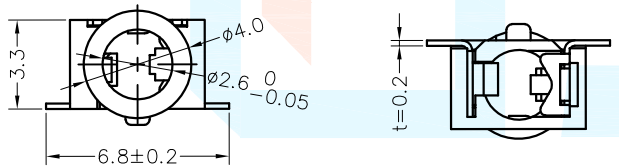


REVISION			
LTR	DESCRIPTION	DATE	APP
AO	NEW RELEASE	05/21/2021	PECK



P. C. B LAYOUT TOP VIEW

=PATTERN PROHIBITED AREA
 =GND AREA
 =TIN AREA
 TOLERANCE ±0.05



Note:

1.Material:

- 1.1 Housing: High temperature thermoplastic,UL94v-0
- 1.2 Orbit: High temperature thermoplastic,UL94v-0
- 1.3 Contact: copper alloy;
Gold plated contact area;Tin plated solder area
- 1.4 Shell:Stainless;Ni plated allover;
Gold plated solder area

2.Specification:

- 2.1 Current rating: 0.5A Max
- 2.2 Voltage rating: 5V DC
- 2.3 Dielectric withstanding voltage:
500V(AC) for 1 min.
- 2.4 Contact resistance: 100mΩ Max.
- 2.5 Insulation resistance: 1000MΩ min.
- 2.6 Temperature range: -25°C~85°C
- 2.7 Mating cycle:5000 cycles min
- 2.8 Insert force: 40N Max
Extration force: 0.5~40N

DIMENSION CLASSIFICATION		台灣碩方精密電子科技有限公司		
■ : CRITICAL ☒ : MAJOR		TAIWAN SOFNG PRECISION ELECTRONIC CO., LTD		
TOLERANCE TABLE		TITLE	PJ-234	開關, 連接器
		SOFNG		
.X	± 0.40	PART NO.	SOF-G006	SERIES SD106
.XX	± 0.25	APPROVED	Peck	DWG NO. PJ-234
.XXX	± 0.10	CHECKED	Paul	SCALE 1:1 UNIT mm SIZE A4
ANGLE	± 2°	DRAWIN	David	REV AO SHEET NO. 1/1