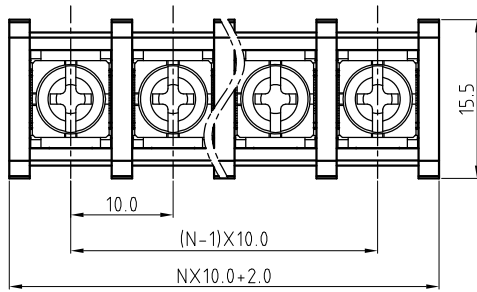
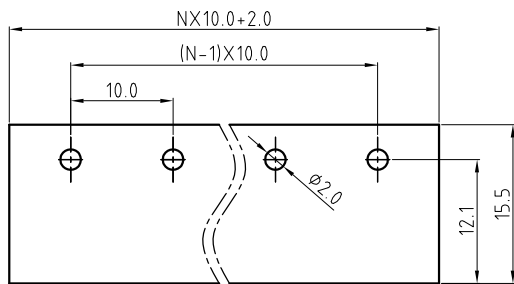
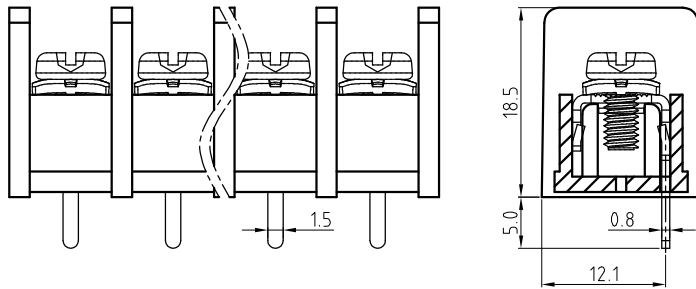


Transfer or duplication of this document as well as the utilisation or communication of its content are not permitted unless express consent is granted. Violations give rise to claims for damages. All rights reserved in case of patent, utility model or design patent registrations.



N=Number of contacts



PCB. LAYOUT

Technical Data:

Electrical

- Pitch: 10.0mm
- Voltage rating: 300 V
- Current rating: 25 Amps
- Contact resistance: 20mΩ(max)
- Withstanding Voltage: 2500VAC(1min) Test time=60sec/1pcs
- Wire range: 12-22 AWG

Mechanical:

- Torque: 10kgf.cm/M3.5
- Operating temperature: -40°C to +105°C
- Soldering temperature
- Temperature= 250°C±10°C /5 seconds max
- Safety approval (pending):
- RoHS Compliance

Part No.: **OSTYK612XX030**

- No. of Poles
- 02 2 Poles
- 03 3 Poles
-
- 24 24 Poles

3	Screw	Steel / M3.5	Ni plated	1xN
2	Terminal	Copper Alloy	Tin plated	1xN
1	Body	PA66+30%GF/PBT+30%GF		1
ITEM	NAME OF PART	MATERIAL	NOTES	Q"TY
DWG.	DATE	UNITS: MM	SHEET: 1 OF 1	Tolerance
CHK.	DATE	SCALE: NONE 2:1 (:)	REV.: A	X. ±0.50
APP.	DATE	TITLE: OSTYK-612 SERIES 10.0MM		X.XX ±0.30
		WITHOUT FLANGE & WITHOUT COVER		X.XX ±0.10
		PART NO. OSTYK612XX030		X* ±1°
		DWG NO. OSTYK612XX030.DWG		

REV	△	DESCRIPTION	CHK.	DATE



ON-SHORE TECHNOLOGY, INC.