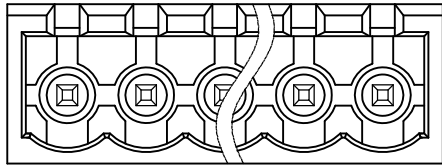
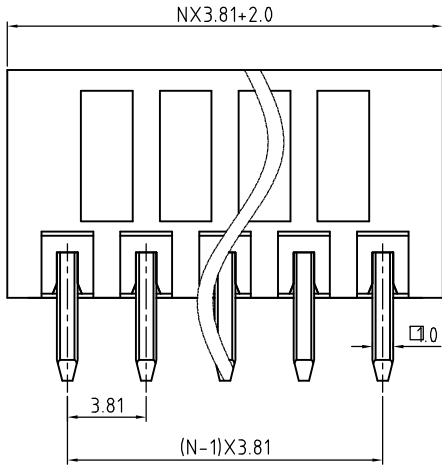


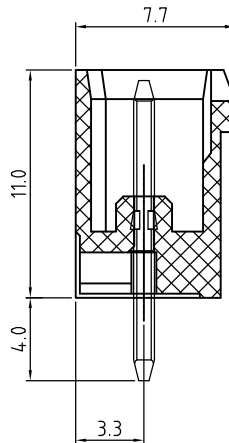
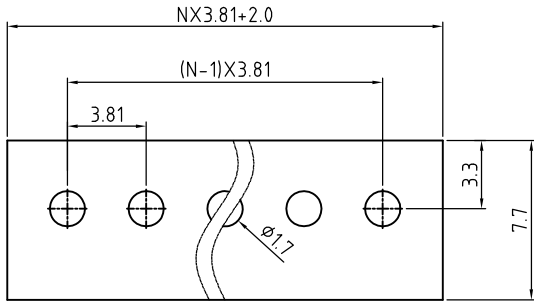
Transfer or duplication of this document as well as the utilisation or communication of its content are not permitted unless express consent is granted. Violations give rise to claims for damages. All rights reserved in case of patent, utility model or design patent registrations.



N=Number of contacts



PCB LAYOUT



Technical Data:
 Electrical
 Pitch: 3.81mm
 Voltage rating: 300V
 Current rating: 12 Amps
 Withstanding Voltage: 2500VAC(1min)
 Mechanical:
 Operating temperature: -40°C to +105°C
 Soldering temperature
 Temperature= 250°C±10°C /5 seconds max
 Safety approval:
 RoHS Compliance

Part No.:

OSTVEXX3150

No. of Poles	COLOR
02 2 Poles	0: Black
03 3 Poles	2: Red
... ..	3: Orange
24 24 Poles	4: Yellow
	5: Green (Standard)
Nonstandard colors	6: Blue
Mins could apply	8: Grey

2	Pin	Copper Alloy	Tin plated	1xN
1	Body	PA66-30%GF UL94 V		1
ITEM	NAME OF PART	MATERIAL	NOTES	Q"TY
DWG.	DATE	UNITS: MM	SHEET: 1 OF 1	Tolerance
CHK.	DATE	SCALE: NONE 4:1 (:)	REV.: A	X. ±0.50
APP.	DATE	TITLE: OSTVE SERIES 3.81MM		X.XX ±0.30
		CLOSED VERTICAL		X.XX ±0.10
		PART NO. OSTVEXX3150		X* ±1°
		DWG NO. OSTVEXX3150.DWG		

REV	△	DESCRIPTION	CHK.	DATE



ON-SHORE TECHNOLOGY, INC.