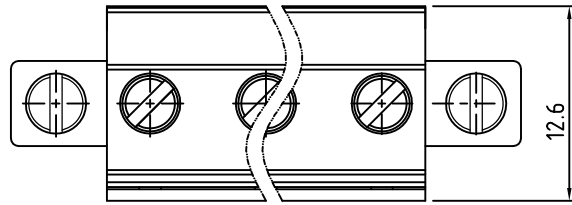
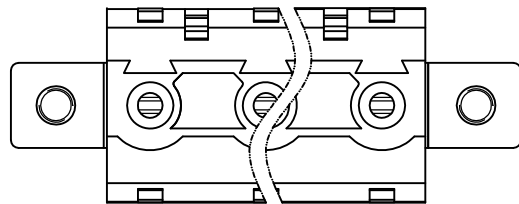
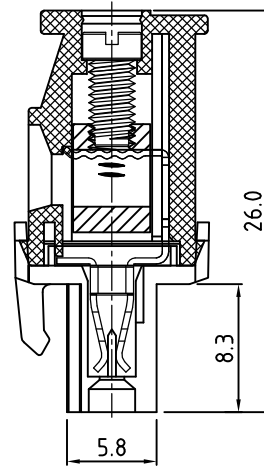
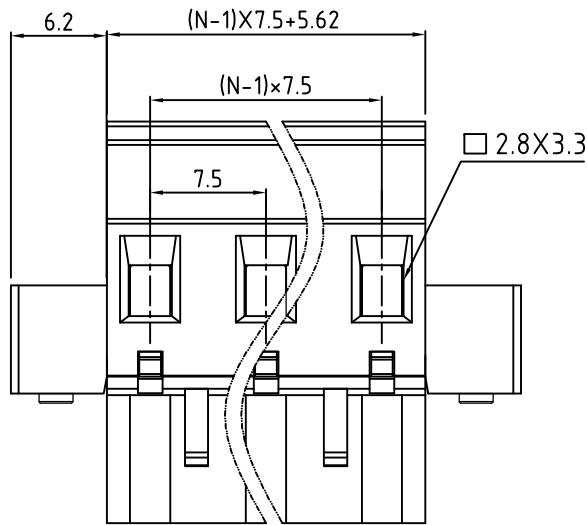


Transfer or duplication of this document as well as the utilisation or communication of its content are not permitted unless express consent is granted. Violations give rise to claims for damages. All rights reserved in case of patent, utility model or design patent registrations.



N=Number of contacts



Technical Data:

Electrical

- Pitch: 7.5mm
- Voltage rating: 300V
- Current rating: 16 Amps
- Contact resistance: 20mΩ(max)
- Withstanding Voltage: 2500VAC(1min) Test time=60sec/1pcs
- Wire range: 12-26AWG
- Wire strip length: 6-7mm

Mechanical:

- Torque: 5.0kgf.cm/M3
- Operating temperature: -40°C to +105°C
- Safety approval:
- RoHS Compliance

Part No.:

OSTTSXXA15C

- | | |
|---|---|
| <p>No. of Poles</p> <p>02 2 Poles</p> <p>03 3 Poles</p> <p>... ..</p> <p>24 24 Poles</p> <p>Nonstandard colors
Mins could apply</p> | <p>COLOR</p> <p>0: Black</p> <p>2: Red</p> <p>3: Orange</p> <p>4: Yellow</p> <p>5: Green (Standard)</p> <p>6: Blue</p> <p>8: Grey</p> |
|---|---|

6	Flange with screw	Steel / M2.5	Cr3+ plated	2
5	Screw	Steel / M3.0	Cr3+ plated	1xN
4	Contact	Copper Alloy	Ni plated	1xN
3	Wire guard	Copper Alloy	Tin plated	1xN
2	Cover	PA66 UL94V-0		1
1	Body	PA66 UL94V-0		1

ITEM	NAME OF PART	MATERIAL	NOTES	Q"TY
DWG.	DATE	UNITS: MM	SHEET: 1 OF 1	Tolerance
CHK.	DATE	SCALE: NONE 3:1 (:)	REV.: A	X. ±0.50
APP.	DATE	TITLE: OSTTS SERIES 7.5MM		X.XX ±0.30
				X.XX ±0.10
				X° ±1°
		PART NO. OSTTSXXA15C		
		DWG NO. OSTTSXXA15C.DWG		

REV	SIGN	DESCRIPTION	CHK.	DATE



ON-SHORE TECHNOLOGY, INC.