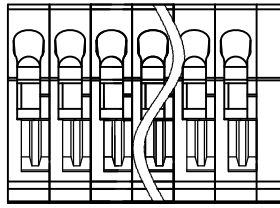
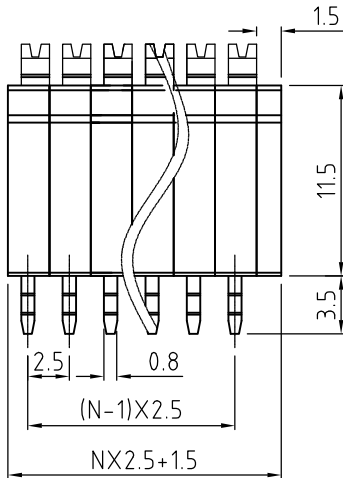


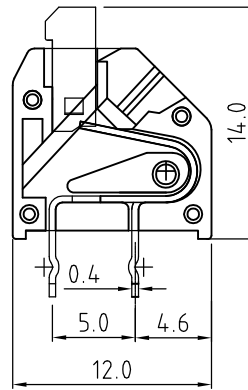
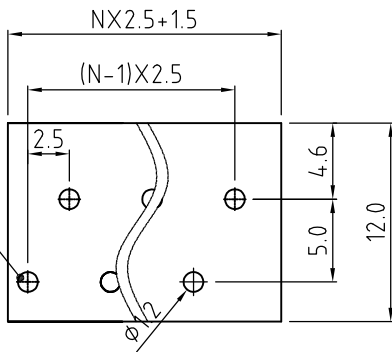
Transfer or duplication of this document as well as the utilisation or communication of its content are not permitted unless express consent is granted. Violations give rise to claims for damages. All rights reserved in case of patent, utility model or design patent registrations.



N=Number of contacts



P.C.B. LAYOUT



Technical Data:

Electrical

Pitch: 2.5MM

Voltage rating: 150V

Current rating: 2 Amps

Contact resistance: 20mΩ(max)

Withstanding Voltage: 2000VAC(1min) Test time=60sec/1pcs

Wire Range:20-26AWG

Wire strip length: 6-7MM

Mechanical:

Operating temperature: -40°C to +105°C

Soldering temperature:

Temperature= 250°C±10°C

5 seconds max

Safety approval:

RoHS Compliance

Part No.:

OSTHCXXB080

No. of Poles
02 2 Poles
03 3 Poles
... ..
24 24 Poles

COLOR
0: Black
2: Red
3: Orange
4: Yellow
5: Green
6: Blue
8: Grey (Standard)

Nonstandard colors
Mins could apply

5	Short Terminal	Copper Alloy	Tin plated	N/2
4	Long Terminal	Copper Alloy	Tin plated	N/2
3	Lever	PA66 UL94V-0		1xN
2	Cover	PA66 UL94V-0		1
1	Body	PA66 UL94V-0		1xN

ITEM	NAME OF PART	MATERIAL	NOTES	Q'TY
DWG.	DATE	UNITS:	MM	SHEET: 1 OF 1
CHK.	DATE	SCALE:	NONE 3:1 (:)	REV.: A
APP.	DATE	TITLE:	OSTHC SERIES 2.5MM STAGGERED CONTACT LINK TOGETHER WITH END COVER PIN 1 FORWARD	
		PART NO.:	OSTHCXXB080	
		DWG NO.:	OSTHCXXB080.DWG	

REV	SIGN	DESCRIPTION	CHK.	DATE



ON-SHORE TECHNOLOGY, INC.

