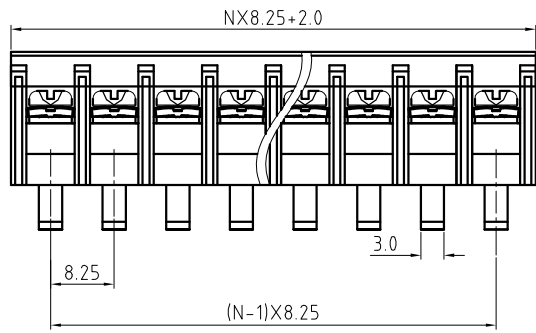
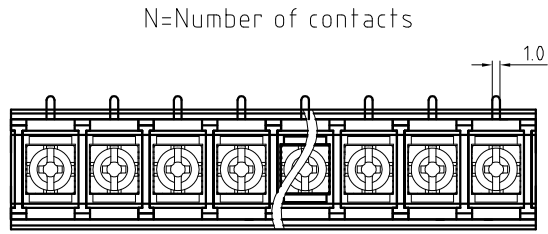
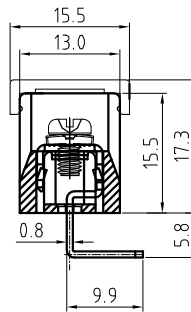
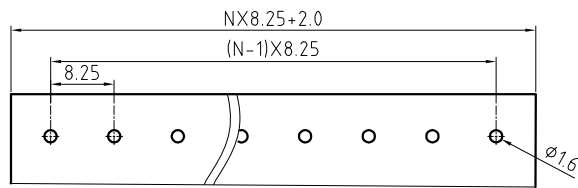


Transfer or duplication of this document as well as the utilisation or communication of its content are not permitted unless express consent is granted. Violations give rise to claims for damages. All rights reserved in case of patent, utility model or design patent registrations.



P.C.B LAYOUT



Technical Data:

Electrical

- Pitch: 8.25mm
- Voltage rating: 250 V
- Current rating: 20 Amps
- Contact resistance: 20mΩ(max)
- Withstanding Voltage: 2500VAC(1min) Test time=60sec/1pcs
- Wire range: 14-22 AWG

Mechanical:

- Torque: 7.0kgf.cm/M3.0
- Operating temperature: -40°C to +105°C
- Soldering temperature
- Temperature= 250°C±10°C /5 seconds max
- Safety approval:
- RoHS Compliance

Part No.: **OSTYK401XX230**

- No. of Poles
- 02 2 Poles
- 03 3 Poles
-
- 24 24 Poles

4	Cover	PC		1
3	Screw	Steel / M3.0	Ni plated	1xN
2	Terminal	Copper Alloy	Tin plated	1xN
1	Body	PA66+30%GF/PBT+15%GF		1
ITEM	NAME OF PART	MATERIAL	NOTES	Q"TY
DWG.	DATE	UNITS:	MM	SHEET: 1 OF 1
CHK.	DATE	SCALE:	NONE 15:1 (:)	REV: A
APP.	DATE	TITLE:	OSTYK-401 SERIES 8.25MM WITHOUT FLANGE & WITH COVER	
		PART NO.	OSTYK401XX230	
		DWG NO.	OSTYK401XX230.DWG	
			X.	±0.50
			X.X	±0.30
			X.XX	±0.10
			X°	±1°

REV	SIGN	DESCRIPTION	CHK.	DATE



ON-SHORE TECHNOLOGY, INC.