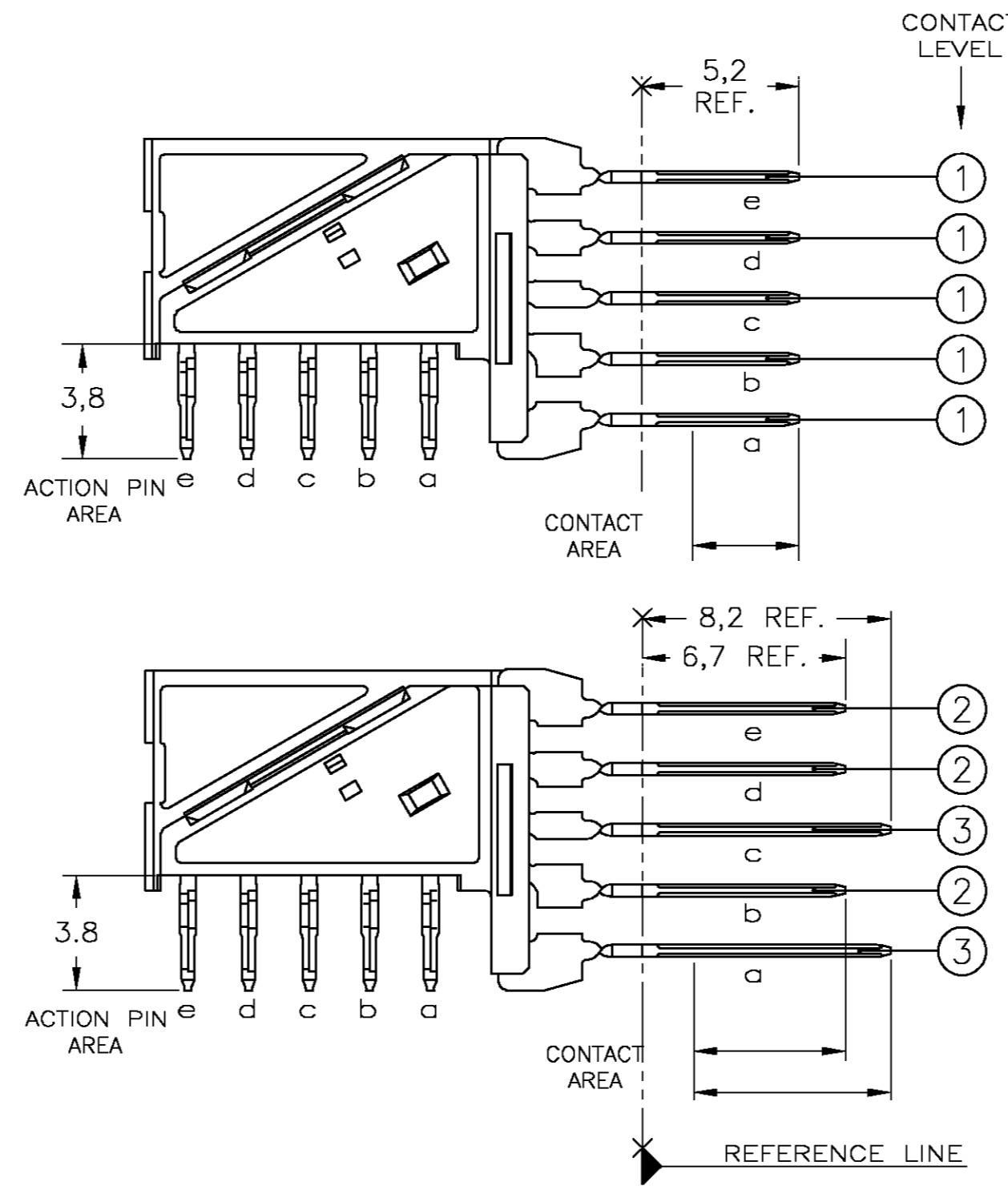
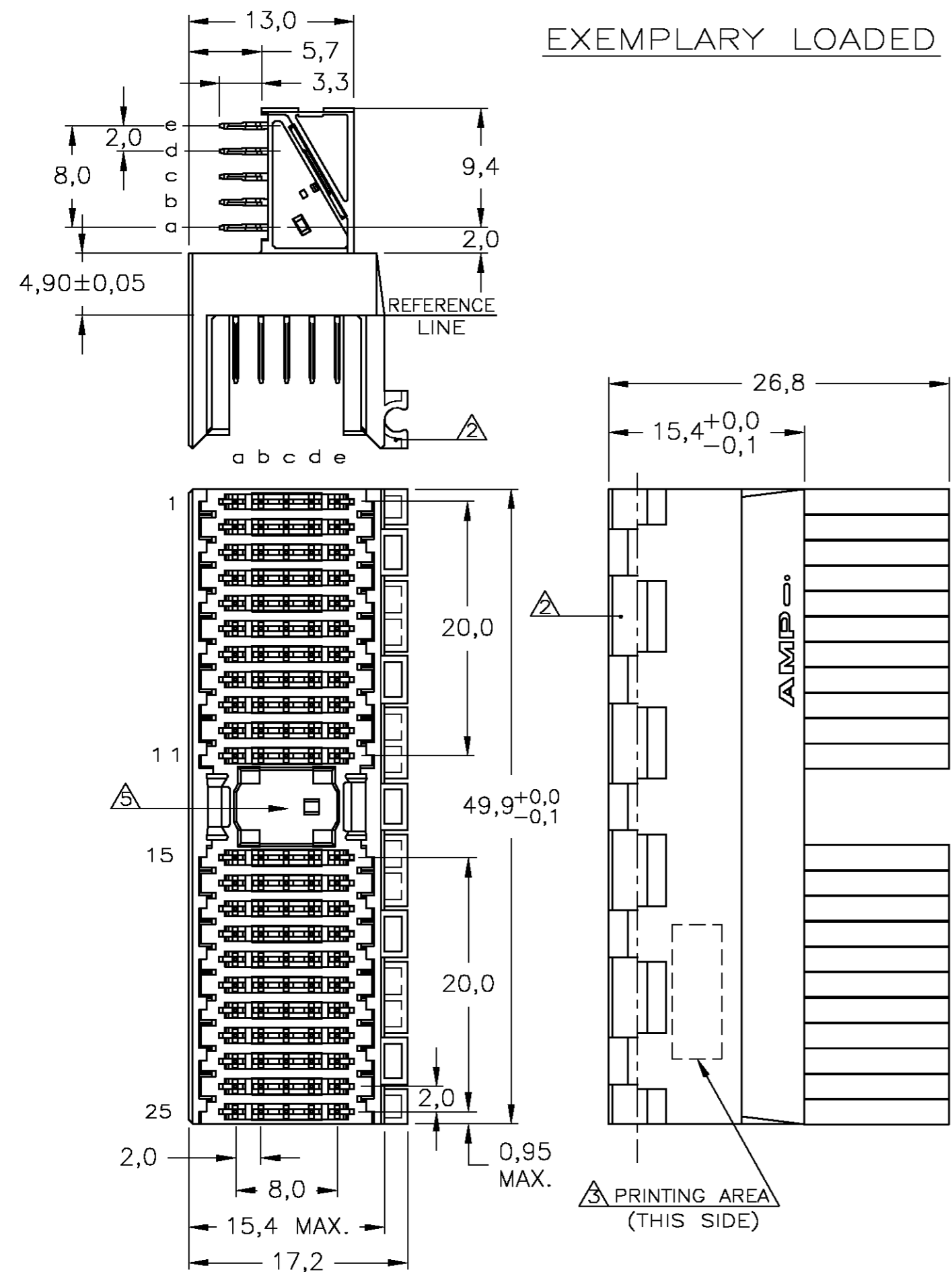


THIS DRAWING IS UNPUBLISHED. RELEASED FOR PUBLICATION  
 © COPYRIGHT BY TYCO ELECTRONICS CORPORATION. ALL RIGHTS RESERVED.

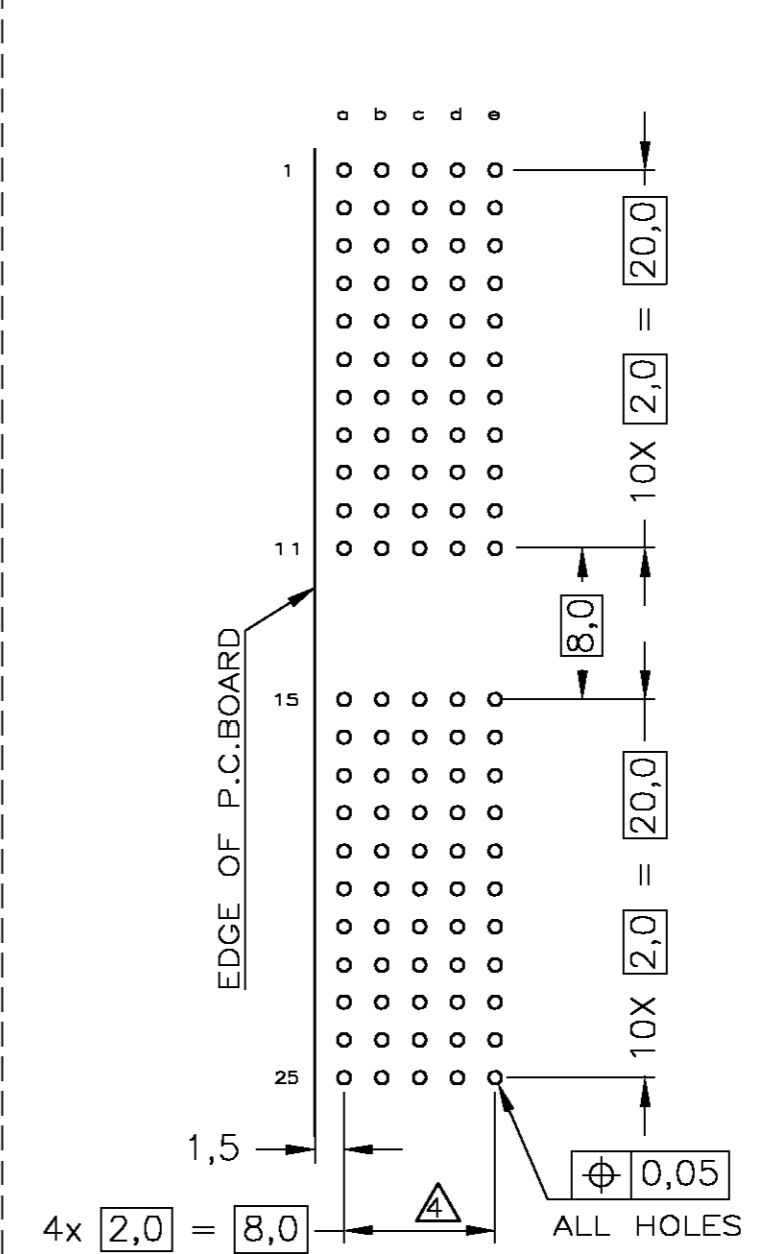
### CONTACT DIMENSIONS

LOC	DIST	REVISIONS					
H	-	P	LTR	DESCRIPTION	DATE	DWN	APVD
		A		EHC0-0319-04	03AUG04	KNK	BM

### CONNECTOR ASSEMBLY EXEMPLARY LOADED



### RECOMMENDED PCB-HOLE LAY-OUT COMPONENT SIDE SHOWN



### CONTACT LAYOUT

	a	b	c	d	e
1	1	1	1	1	1
2	1	1	1	1	1
3	1	1	1	1	1
4	1	1	1	1	1
5	1	1	1	1	1
6	1	1	1	1	1
7	1	1	1	1	1
8	1	1	1	1	1
9	1	1	1	1	1
10	3	2	3	2	2
11	3	2	3	2	2
MULTI PURPOSE CENTRE					
15	3	2	3	2	2
16	3	2	3	2	2
17	1	1	1	1	1
18	1	1	1	1	1
19	1	1	1	1	1
20	1	1	1	1	1
21	1	1	1	1	1
22	1	1	1	1	1
23	1	1	1	1	1
24	1	1	1	1	1
25	1	1	1	1	1

P.C.B. HOLE DIM. ACTION PIN  
FOR DETAILS SEE  
APPLICATION SPECIFICATION

- NOTES:**
- 1 MATERIAL HOUSING : GREY GLASSFILLED POLYESTER  
UL-RATING V<sub>H</sub>
  - CONTACT : PHOSPHORBRONZE
  - CONNECTOR ASSEMBLY WITH LATCH HINGE FOR CABLE CONNECTOR.
  - CONNECTOR PRINTED WITH PARTNUMBER AND DATECODE
  - PLATED-THROUGH HOLES AT 2x2mm SQUARE GRID.
  - AREA FOR KEYING PART (BASIC PART NUMBER 100525).

THIS DRAWING IS A CONTROLLED DOCUMENT.		DWN K.N.KIRAN 18AUG2004	Tyco Electronics Corporation s-Hertogenbosch, 5222AR-32	
DIMENSIONS: mm		CHK B.MOOIJ 22DEC2004	NAME	
TOLERANCES UNLESS OTHERWISE SPECIFIED:		APVD B.MOOIJ 22DEC2004	Z-PACK 2mm HM TYPE A 110 POS. RIGHT ANGLE MALE CONNECTOR ASSEMBLY	
0 PLC ± -	1 PLC ± -	PRODUCT SPEC 108-19082	SIZE A2	CAGE CODE 00779
2 PLC ± -	3 PLC ± -	APPLICATION SPEC 114-19029	DRAWING NO C=5352106	RESTRICTED TO
4 PLC ± -	ANGLES ± -	WEIGHT	SCALE 5:1	SHEET 1 of 1
MATERIAL	FINISH	CUSTOMER DRAWING	REV A	