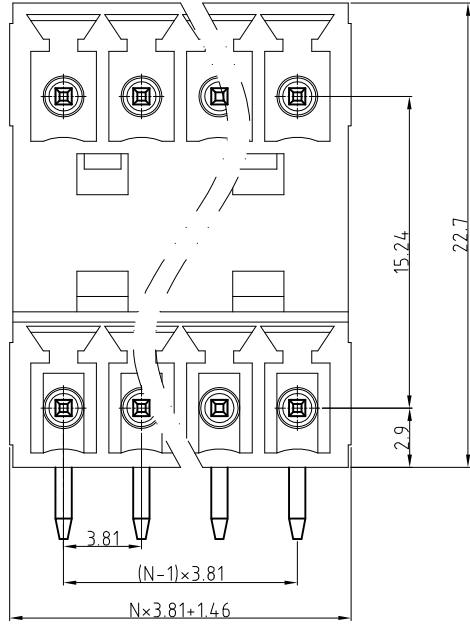
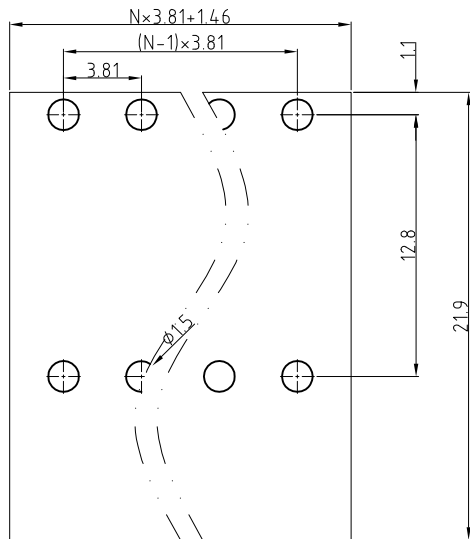


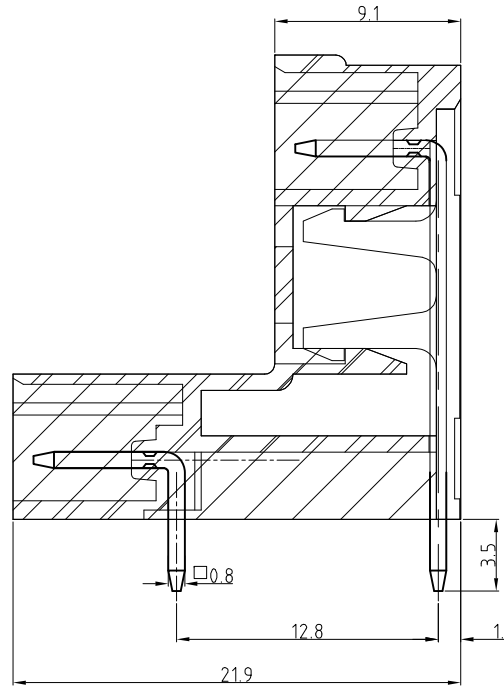
Transfer or duplication of this document as well as the utilisation or communication of its content are not permitted unless express consent is granted. Violations give rise to claims for damages. All rights reserved in case of patent, utility model or design patent registrations.



N=Number of contacts



PCB LAYOUT



**Technical Data:**

**Electrical**

- Pitch: 3.81mm
- Voltage rating: 300V
- Current rating: 12 Amps
- Withstanding Voltage: 2500VAC(1min)

**Mechanical:**

- Operating temperature: -40°C to +105°C
- Soldering temperature: 250°C±10°C / 5 seconds max
- Safety approval:
- RoHS Compliance

Part No.:

**OSTVOXX3151**

**No. of Poles**

- 02 2 Poles
- 03 3 Poles
- ... ..
- 24 24 Poles

**COLOR**

- 0: Black
- 2: Red
- 3: Orange
- 4: Yellow
- 5: Green (Standard)
- 6: Blue
- 8: Grey

Nonstandard colors  
Mins could apply

4	short Pin	Copper Alloy	Tin plated	1xN
3	Long Pin	Copper Alloy	Tin plated	1xN
2	Cover	PA66-30%GF UL94V		1
1	Body	PA66-30%GF UL94V		1
ITEM	NAME OF PART	MATERIAL	NOTES	Q'TY
DWG.	DATE	UNITS:	MM	SHEET: 1 OF 1
CHK.	DATE	SCALE:	NONE 4:1 ( : )	REV.: A
APP.	DATE	TITLE:	OSTVO SERIES 3.81MM CLOSED RIGHT ANGLE	
		PART NO.	OSTVOXX3151	
		DWG NO.	OSTVOXX3151.DWG	
			X	±0.50
			X.X	±0.30
			X.XX	±0.10
			X°	±1°

REV	SIGN	DESCRIPTION	CHK.	DATE



ON-SHORE TECHNOLOGY, INC.