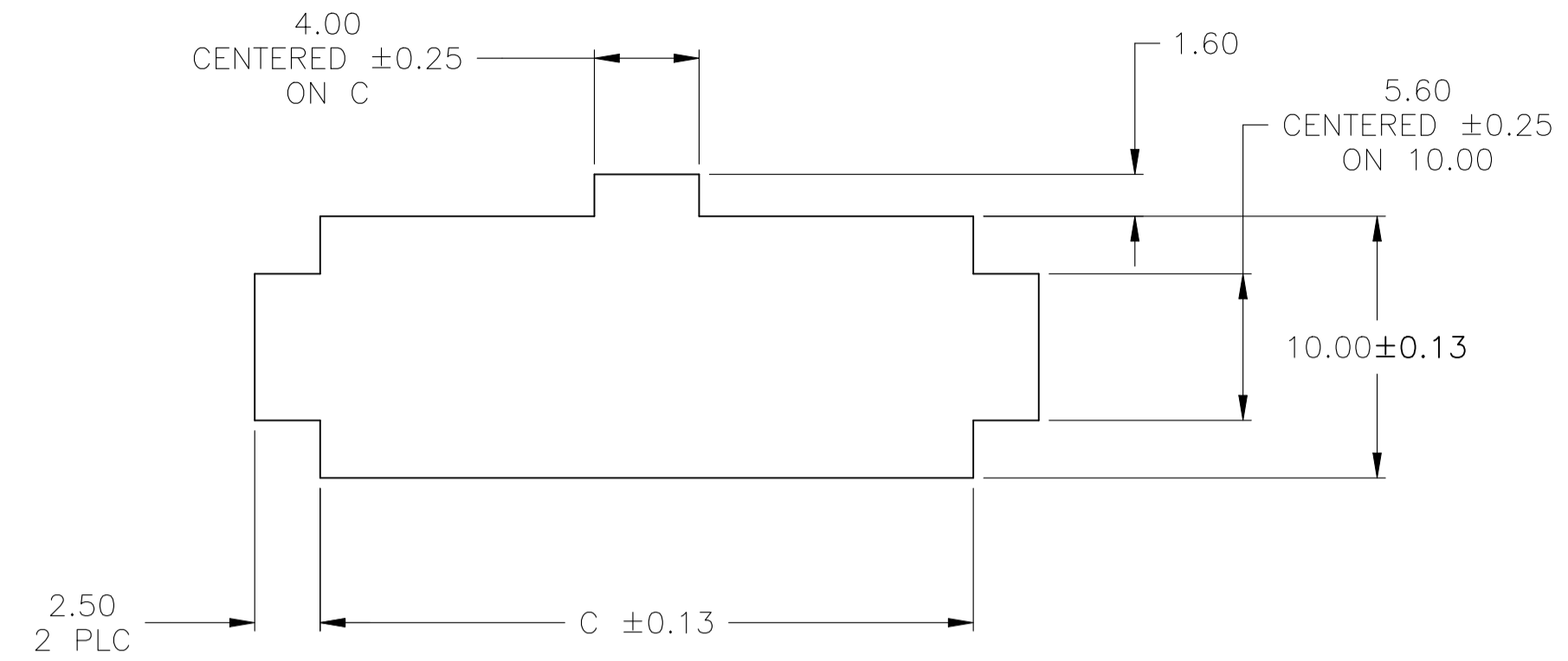
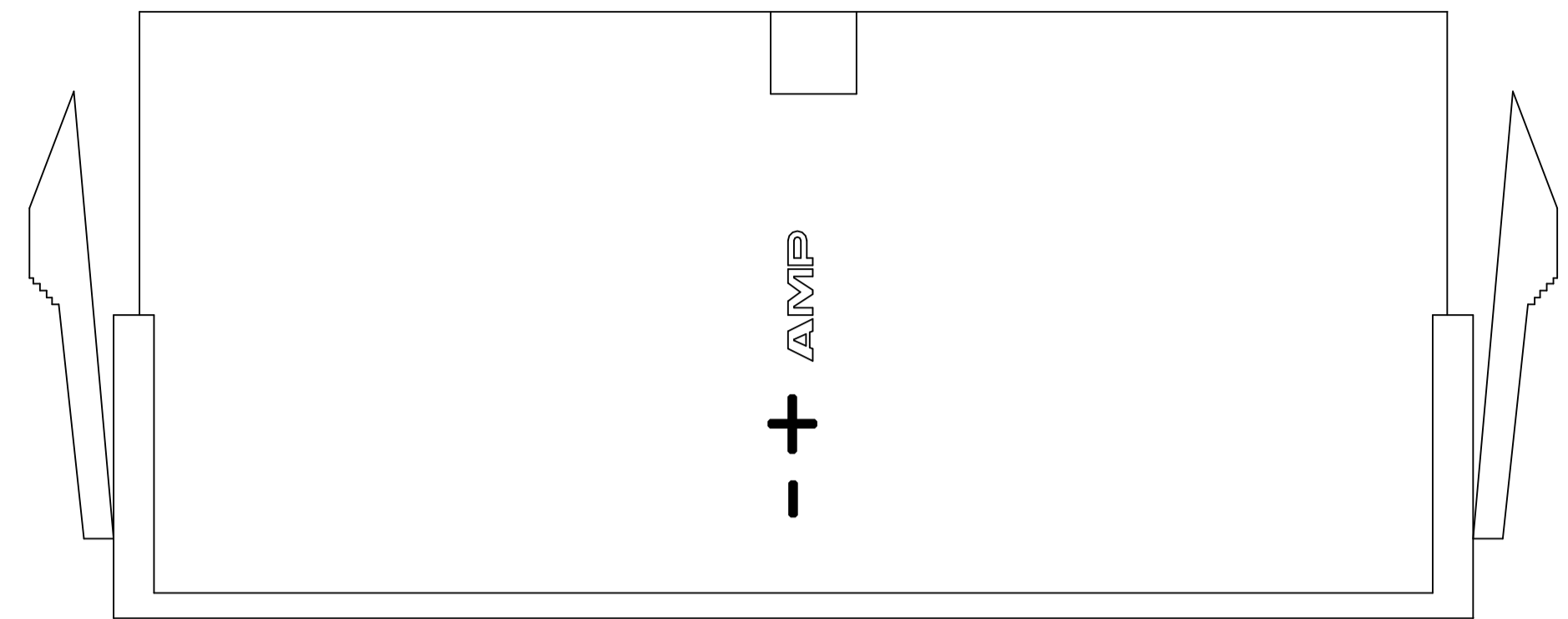
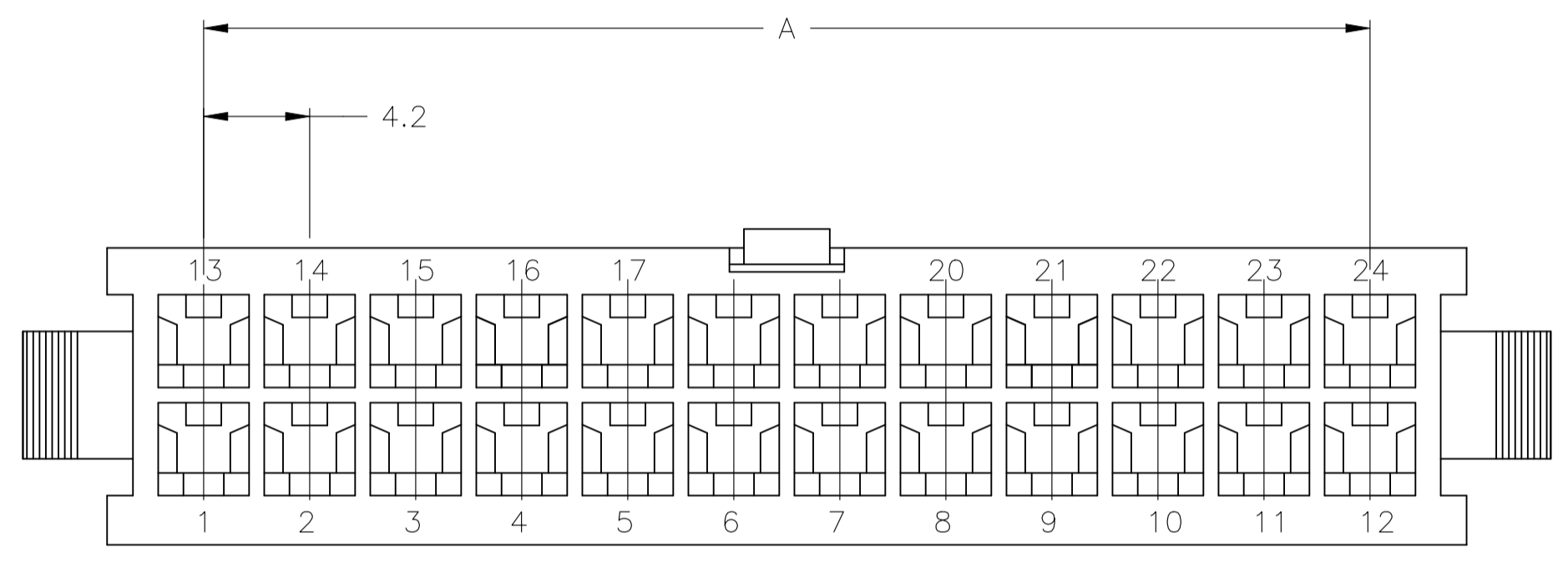


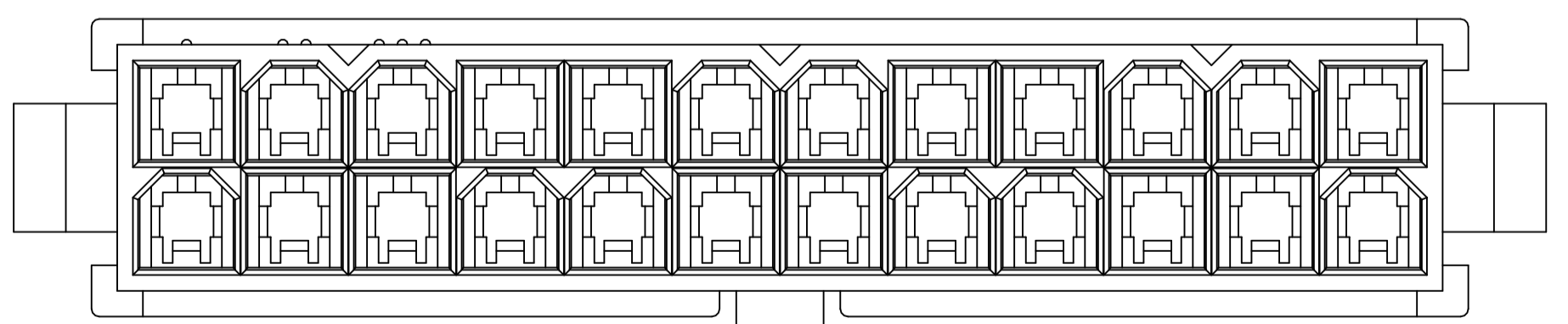

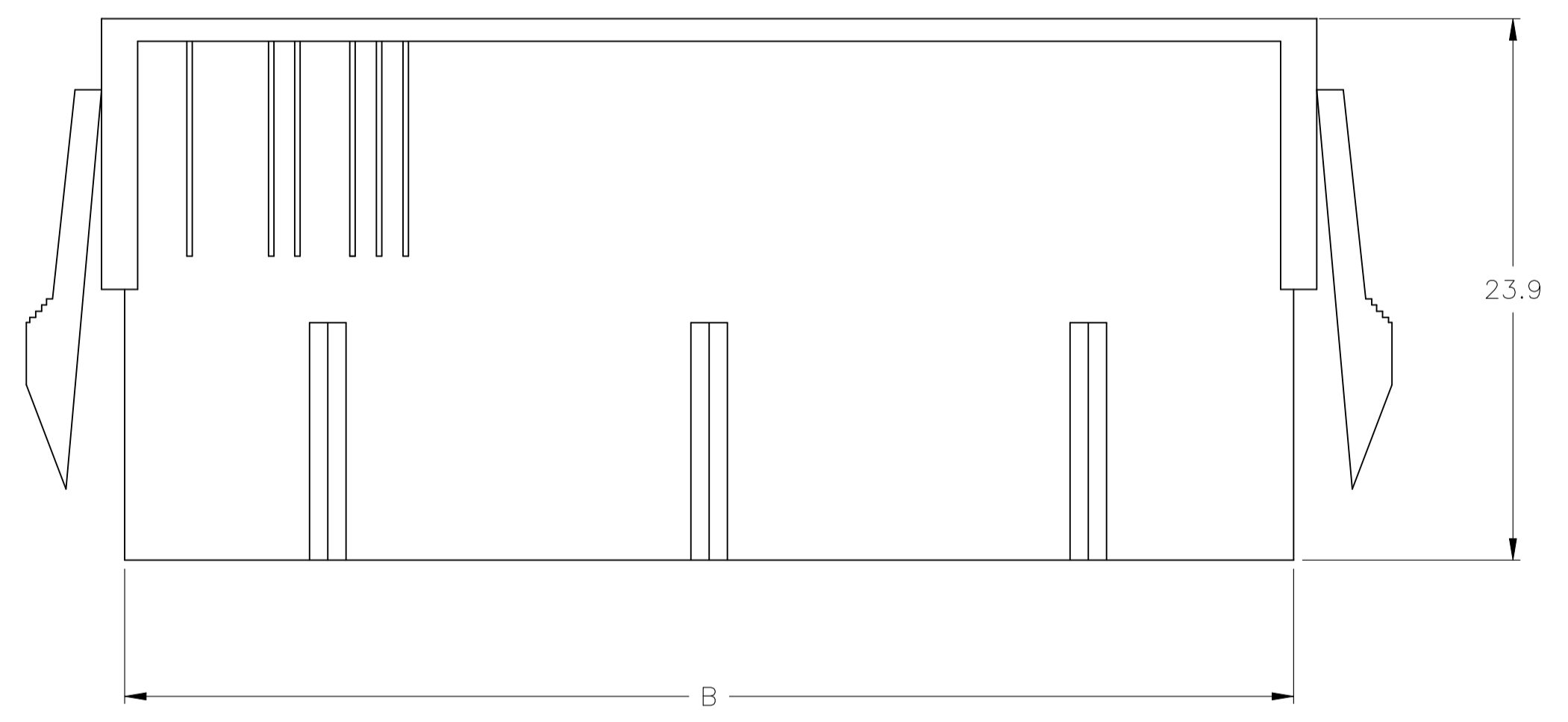
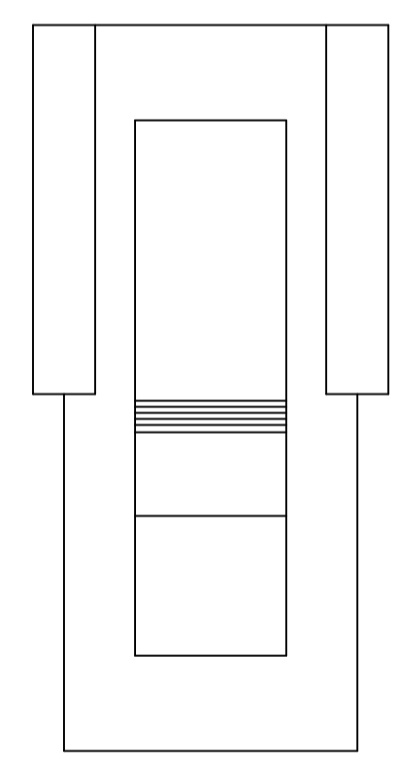
REVISIONS				
REV	DATE	DESCRIPTION	BY	APP'D
D	10NOV2023	REVISED PER ECR-23-163258	P.C	D.Z



RECOMMENDED CUT OUT FOR 2.00 MAX THICK PANEL



- 1 THERMOPLASTIC NYLON66UL94V-0. BLACK COLOR.
- 2 PANEL MUST BE PUNCHED SO THAT THE HOUSING ENTERS THE PANEL IN THE SAME DIRECTION AS THE PUNCH.
- 3 THIS HOUSING ACCEPTS TERMINAL: 794955-1 AND OTHER SIMILAR TERMINALS
- 4 RECOMMENDED MATING PART: [ ]-2029029-[ ]



DIM C	DIM B	DIM A	POS	PART NUMBER
52.00	51.60	46.2	24	2-2029035-4
47.80	47.40	42.0	22	2-2029035-2
43.60	43.20	37.8	20	2-2029035-0
39.40	39.00	33.6	18	1-2029035-8
35.20	34.80	29.4	16	1-2029035-6
31.00	30.60	25.2	14	1-2029035-4
26.80	26.40	21.0	12	1-2029035-2
22.60	22.20	16.8	10	1-2029035-0
18.40	18.00	12.6	8	2029035-8
14.20	13.80	8.4	6	2029035-6
10.00	9.60	4.2	4	2029035-4
5.80	5.40	--	2	2029035-2

THIS DRAWING IS A CONTROLLED DOCUMENT.

DIMENSIONS: mm	TOLERANCES UNLESS OTHERWISE SPECIFIED:	DWG: K. WHITAKER 05FEB2008	CHK: C. CASH 05FEB2008	APPRO: C. CASH 05FEB2008	NAME: PANEL MOUNT PLUG HOUSING, BLACK, VAL-U-LOK(TM)
0. PLC ±	1. PLC ± 0.4	PRODUCT SPEC: 108-2112	APPLICATION SPEC: 114-13172	SIZE: A1	SCALE: 4:1
2. PLC ± 0.25	3. PLC ±	WEIGHT: --	CAGE CODE: --	DRAWING NO: 00779	SHEET 1 of 1
4. PLC ±	ANGLES ±	CUSTOMER DRAWING	RESTRICTED TO: --	REV: D	REV: D