REVISIONS			
LTR	DESCRIPTION	DATE	APPROVED
E	REVISED PER ECN #T-012894	89 SEPT 8	J. BLAIR
F	REVISED PER ECN T-18575	93OCT12	HIGGY
G	REVISED PER ECN T-20815	96/5/20	M. Higgy
H	REVISED PER ECN-22-142121	04/04/2022	J.MONTEMAYOR

NOTES:

1. THIS INSERT IS DESIGNED FOR USE IN RAYCHEM CONNECTOR HOUSING MTC100-JH2-XXX. (SEE RAYCHEM INFORMATION DRAWING D-659-0097 AND HOUSING SPECIFICATION CONTROL DRAWING FOR FURTHER DETAILS).

2. PART DESCRIBED HEREON IS SUPPLIED AS SHOWN. IF CONTACTS, SEALING PLUGS, AND TOOLS ARE DESIRED, THE FOLLOWING MODIFICATION NUMBER IS TO BE ADDED TO THE PART NUMBER ON THE KIT PACKAGING LABEL ONLY:

MOD NO.	DESCRIPTION
022	WITH CONTACTS AND SEALING PLUGS
023	WITH CONTACTS, SEALING PLUGS AND TOOL

REFERENCE RAYCHEM INFORMATION DRAWING D-659-0097 FOR CRIMP TOOLS OR ADDITIONAL CONTACTS, SEALING PLUGS OR TOOLS.

3. GROMMET DESIGNED TO SEAL ON WIRES HAVING AN INSULATION DIAMETER OF 0.030 TO 0.065.

4. PERFORMANCE:
THIS PRODUCT IS DESIGNED TO MEET THE APPLICABLE REQUIREMENTS OF RAYCHEM SPECIFICATION C-6115.

5. MATERIALS:

A) PLASTIC INSERT	HIGH GRADE POLYARYLENE THERMOPLASTIC
B) GROMMET	FLUOROSILICONE PER MIL-R-25988
C) INTERFACIAL SEAL	FLUOROSILICONE PER MIL-R-25988
D) RETENTION CLIPS (20) (INSIDE PLASTIC INSERT)	BERYLLIUM COPPER 172 PER QQ-C-533 OR 301 STAINLESS STEEL PER TEC-100-309 SPECIAL TEMPER

6. ROWS "A" AND "B" ARE AN INTEGRAL PART OF THE INSERT. ROWS "A" AND "B" ARE IDENTIFIED ON THE SIDE OF THE INSERT AS "A2" AND "B2".

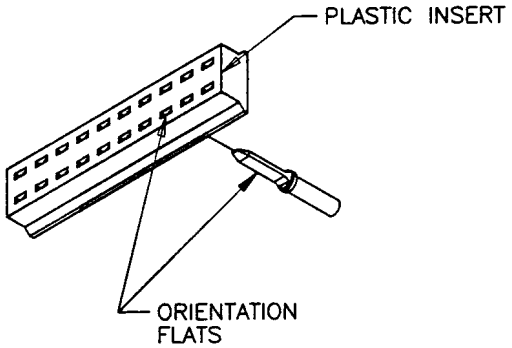

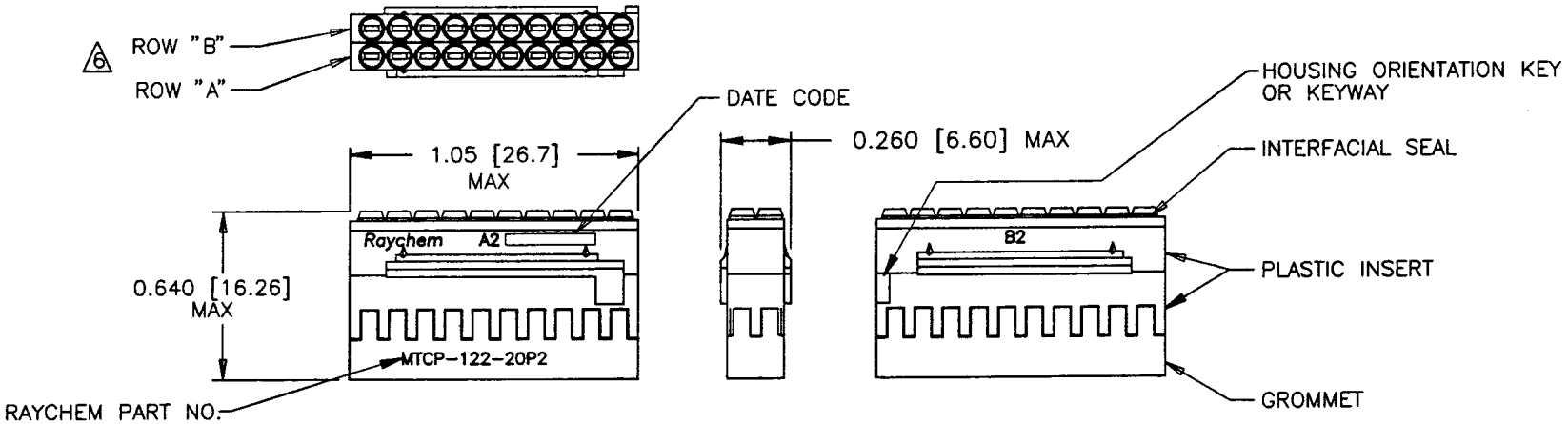

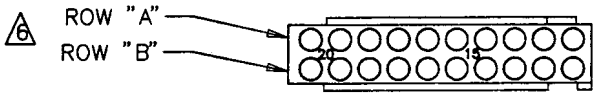

SPECIFICATION CONTROL DRAWING

DRAWN	HAWKINGS	87 DEC 3
CHECKED		
APPROVED	G.F.BLAIR	88 MAR 16
APPROVED	J.CAMERON	88 MAR 16
CAD NAME	002321-1.DWG	
THIRD ANGLE PROJECTION		

UNLESS OTHERWISE SPECIFIED DIMENSIONS ARE IN INCHES. METRIC DIMENSIONS ARE IN BRACKETS.

DECIMALS
.XXX ± } mm
.XX ± N/A } mm
ANGLES
.X ±

WEIGHT 2.06 g MAX.

Raychem

RAYCHEM CORPORATION
300 CONSTITUTION DRIVE
MENLO PARK, CALIFORNIA 94025

TITLE
INSERT, PIN, SECONDARY,
20 CAVITY, SIZE 22-20 REMOVABLE CONTACT
2" CONNECTOR
MTC100 SERIES

SIZE	CODE IDENT. NO.	DWG. NO.	REV
C	06090	MTCP-122-20P2	H

DO NOT SCALE THIS DRAWING | SHEET 1 OF 1

DWG NO. MTCP-122-20P2 SHEET 1

If this document is printed it becomes uncontrolled.
Check with the web for latest revision.

ORIGINAL DOCUMENT