

NOTES:

- THIS INSERT IS DESIGNED FOR USE IN RAYCHEM CONNECTOR HOUSINGS MTC100-YH2-007, -008, -009, -010. (SEE RAYCHEM INFORMATION DRAWING D-659-0100 AND HOUSING SPECIFICATION CONTROL DRAWINGS FOR FURTURE DETAILS).
- PART DESCRIBED HEREON IS SUPPLIED AS SHOWN. IF CONTACTS, SEALING PLUGS, AND TOOLS ARE DESIRED, THE FOLLOWING MODIFICATION NUMBER IS TO BE ADDED TO THE PART NUMBER:

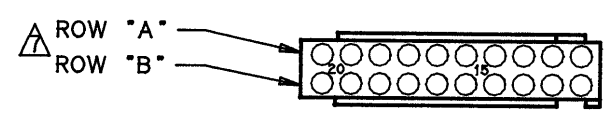
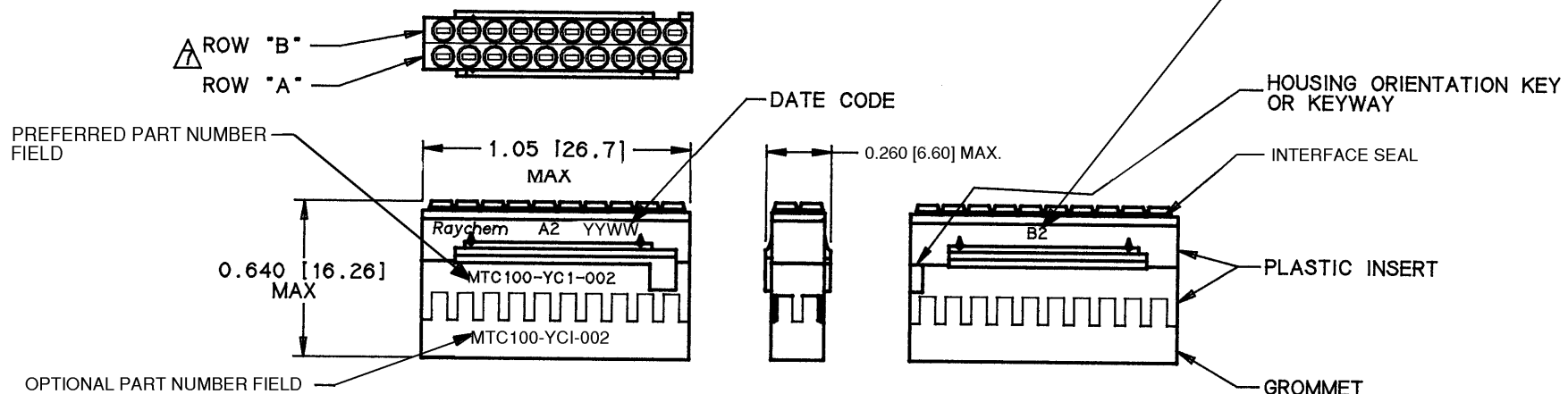
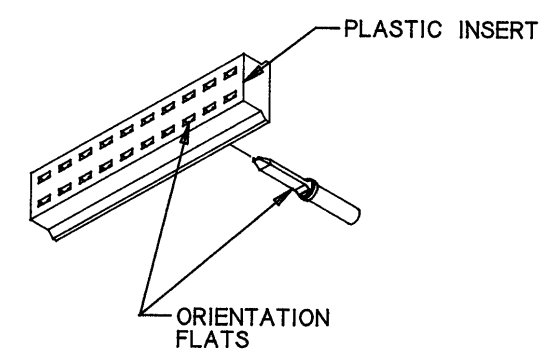
MOD NO.	DESCRIPTION
022	WITH CONTACTS AND SEALING PLUGS
023	WITH CONTACTS, SEALING PLUGS AND TOOL

REFERENCE RAYCHEM INFORMATION DRAWING D-659-0100 FOR CRIMP TOOLS OR ADDITIONAL CONTACTS, SEALING PLUGS OR TOOLS.

- GROMMET DESIGNED TO SEAL ON WIRES HAVING AN INSULATION DIAMETER OF 0.030 TO 0.065.
- PERFORMANCE:  
THIS PRODUCT IS DESIGNED TO MEET THE APPLICABLE REQUIREMENTS OF RAYCHEM SPECIFICATION D-6014.
- MATERIALS:  
A) PLASTIC INSERT HIGH GRADE POLYARYLENE THERMOPLASTIC  
B) GROMMET FLUOROSILICONE PER MIL-R-25988  
C) INTERFACIAL SEAL (2) FLUOROSILICONE PER MIL-R-25988  
D) RETENTION CLIPS (20) BERYLLIUM COPPER 172 PER QQ-C-533 OR (INSIDE PLASTIC INSERT) 301 STAINLESS STEEL PER TEC-100-309 SPECIAL TEMPER
- CONFIGURATION CONTROL PER ES 71001 APPLIES.

△ ROWS "A" AND "B" ARE AN INTEGRAL PART OF THE INSERT. ROWS "A" AND "B" ARE IDENTIFIED ON THE SIDE OF THE INSERT AS "A2" AND "B2". "B" SIDE MARKING OPTIONAL.

REVISIONS			
LTR	DESCRIPTION	DATE	APPROVED
D	REVISED PER ECN #T-013349	29 Dec 20	J.B.
E	REVISE PER DCR# T-29696	10/10/2001	M.HIGGY
F	REVISED PER ECN-22-142121	04/04/2022	J.MONTEMAYOR



SPECIFICATION CONTROL DRAWING

UNLESS OTHERWISE SPECIFIED DIMENSIONS ARE IN INCHES. METRIC DIMENSIONS ARE IN BRACKETS.  DECIMALS .XXX ± [ mm] .XX ± [ mm] ANGLES .X ±  WEIGHT 0.0049 lbs [2.223 g] MAX	DRAWN HAWKINGS 10-24-86	TYCO/ELECTRONICS/RAYCHEM WIRE AND HARNESSING PRODUCTS 307 CONSTITUTION DRIVE MENLO PARK, CALIFORNIA 94025  TITLE INSERT, PIN, SECONDARY, 20 CAVITY, SIZE 22-20 REMOVABLE CONTACT 2" CONNECTOR  MTC100 SERIES
	CHECKED J.B.	
	APPROVED J.BLAIR 1-30-86	
	APPROVED J.CAMERON 1-30-86	
CAD NAME T29696.TIF	THIRD ANGLE PROJECTION	SIZE C CODE IDENT. NO. 06090 DWG. NO. MTC100-YC1-002 DO NOT SCALE THIS DRAWING
REV F	SHEET 1 OF 1	

If this document is printed it becomes uncontrolled.  
Check with the web for latest revision.