



OEG

TE Internal #: 9-1440003-7

TE Internal Description: PCH-105D2,000

[View on TE.com >](#)

Relays & Contactors > Relays > Power Relays



Power Relay Type: **Standard**

Coil Magnetic System: **Monostable, DC**

Coil Power Rating DC: **400 mW**

Coil Resistance: **63 Ω**

Coil Special Features: **UL Coil Insulation Class F**

## Features

### Product Type Features

Power Relay Type	Standard
------------------	----------

### Electrical Characteristics

Insulation Initial Dielectric Between Coil & Contact Class	3500 – 4000 V
Insulation Initial Dielectric Between Open Contacts	750 Vrms
Contact Limiting Making Current	5 A
Contact Limiting Short-Time Current	5 A
Contact Limiting Continuous Current	5 A
Insulation Creepage Class	3 – 5.5 mm
Coil Power Rating Class	300 – 400 mW
Insulation Initial Dielectric Between Contacts & Coil	4000 Vrms
Contact Limiting Breaking Current	5 A
Coil Magnetic System	Monostable, DC
Coil Power Rating DC	400 mW
Coil Resistance	63 Ω
Coil Special Features	UL Coil Insulation Class F

Coil Voltage Rating	5 VDC
---------------------	-------

Contact Switching Load (Min)	100mA @ 5V
------------------------------	------------

Contact Switching Voltage (Max)	30 VDC
---------------------------------	--------

Contact Voltage Rating	30 VDC
------------------------	--------

### Body Features

Insulation Special Features	Tracking Index of Relay Base PTI175
-----------------------------	-------------------------------------

Product Weight	7 g[.247 oz]
----------------	--------------

### Contact Features

Contact Arrangement	1 Form C (CO)
---------------------	---------------

Contact Current Class	16 A
-----------------------	------

Contact Current Rating (Max)	5 A
------------------------------	-----

Contact Material	AgSnO
------------------	-------

Contact Number of Poles	1
-------------------------	---

Relay Terminal Type	PCB-THT
---------------------	---------

### Mechanical Attachment

Relay Mounting Type	Printed Circuit Board
---------------------	-----------------------

### Dimensions

Length Class (Mechanical)	16 – 20 mm
---------------------------	------------

Insulation Clearance Class	0 – 2.5 mm
----------------------------	------------

Height Class (Mechanical)	15 – 16 mm
---------------------------	------------

Width Class (Mechanical)	8 – 10 mm
--------------------------	-----------

Product Width	10 mm[.394 in]
---------------	----------------

Product Length	20 mm[.787 in]
----------------	----------------

Product Height	15.2 mm[.598 in]
----------------	------------------

### Usage Conditions

Environmental Ambient Temperature Class	50 – 70 °C
---	------------

Environmental Ambient Temperature (Max)	85 °C[185 °F]
---	---------------

### Packaging Features

Packaging Method	Box & Tray, Tray
------------------	------------------

### Product Compliance






[For compliance documentation, visit the product page on TE.com>](#)


EU RoHS Directive 2011/65/EU	Compliant
EU ELV Directive 2000/53/EC	Compliant
China RoHS 2 Directive MIIT Order No 32, 2016	No Restricted Materials Above Threshold
EU REACH Regulation (EC) No. 1907/2006	Current ECHA Candidate List: JUNE 2023 (235) Candidate List Declared Against: JUNE 2023 (235) Does not contain REACH SVHC
Halogen Content	Not Low Halogen - contains Br or Cl > 900 ppm.
Solder Process Capability	Wave solder capable to 265°C

Product Compliance Disclaimer

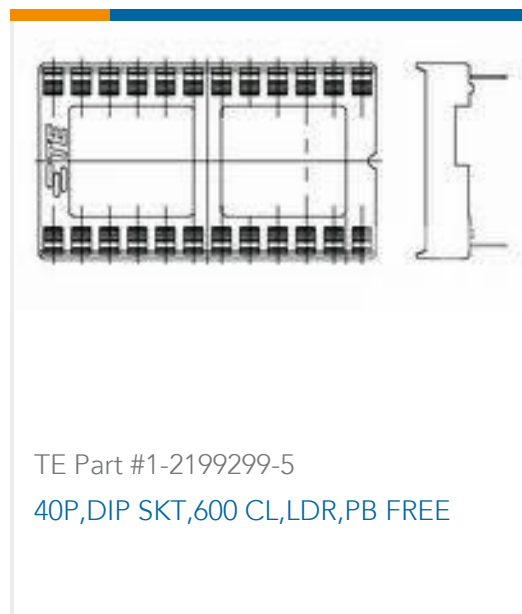
This information is provided based on reasonable inquiry of our suppliers and represents our current actual knowledge based on the information they provided. This information is subject to change. The part numbers that TE has identified as EU RoHS compliant have a maximum concentration of 0.1% by weight in homogenous materials for lead, hexavalent chromium, mercury, PBB, PBDE, DBP, BBP, DEHP, DIBP, and 0.01% for cadmium, or qualify for an exemption to these limits as defined in the Annexes of Directive 2011/65/EU (RoHS2). Finished electrical and electronic equipment products will be CE marked as required by Directive 2011/65/EU. Components may not be CE marked. Additionally, the part numbers that TE has identified as EU ELV compliant have a maximum concentration of 0.1% by weight in homogenous materials for lead, hexavalent chromium, and mercury, and 0.01% for cadmium, or qualify for an exemption to these limits as defined in the Annexes of Directive 2000/53/EC (ELV). Regarding the REACH Regulation, the information TE provides on SVHC in articles for this part number is based on the latest European Chemicals Agency (ECHA) 'Guidance on requirements for substances in articles' posted at this URL: <https://echa.europa.eu/guidance-documents/guidance-on-reach>

## Compatible Parts

 <p>TE Part # 9-1440003-0 PCH-105D2H,000</p>	 <p>TE Part # 1440004 PCH-112D2,000</p>	 <p>TE Part # 9-1440003-3 PCH-112D2H,000</p>	 <p>TE Part # 9-1440003-8 PCH-106D2,000</p>
 <p>TE Part # 1461410-3 PCH-118D2H,000</p>	 <p>TE Part # 1440004-1 PCH-124D2,000</p>	 <p>TE Part # 1461350-6 PCH-124D2M,000</p>	 <p>TE Part # 9-1440003-9 PCH-109D2,000</p>



## Customers Also Bought



## Documents

### Product Drawings

[PCH-105D2,000](#)

English

### CAD Files

[3D PDF](#)

[3D](#)

Customer View Model

[ENG\\_CVM\\_CVM\\_9-1440003-7\\_E1.2d\\_dxf.zip](#)

English

Customer View Model

[ENG\\_CVM\\_CVM\\_9-1440003-7\\_E1.3d\\_igs.zip](#)

English

Customer View Model

[ENG\\_CVM\\_CVM\\_9-1440003-7\\_E1.3d\\_stp.zip](#)

English

By downloading the CAD file I accept and agree to the [Terms and Conditions](#) of use.



### Datasheets & Catalog Pages

[PCH Series Relay Data Sheet - English](#)

English

---

### Product Specifications

[PCH-105D2,001 Spec Sheet](#)

Japanese

[PCH TRAY PACKING](#)

English

[Definitions General Purpose Relays](#)

English