

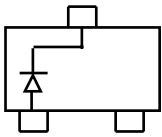
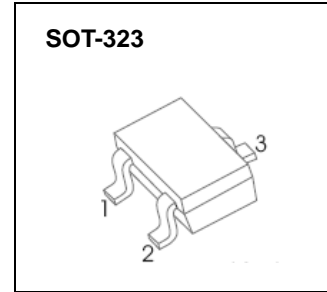


Plastic-Encapsulate Diodes

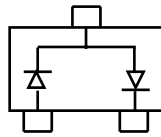
SCHOKKTY BARRIER DIODE

FEATURES

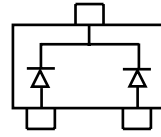
- Low turn-on voltage
- Fast switching
- Also available in lead free version



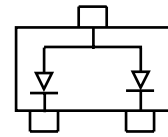
BAS70W Marking: K73



BAS70W-04 Marking: K74



BAS70W-05 Marking: K75



BAS70W-06 Marking: K76

MARKING:

BAS70W	BAS70W-04	BAS70W-05	BAS70W-06

Solid dot = Green molding compound device, if none, the normal device.

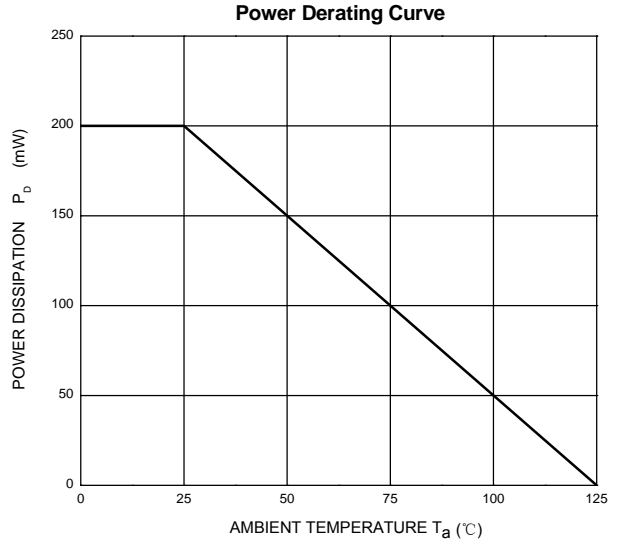
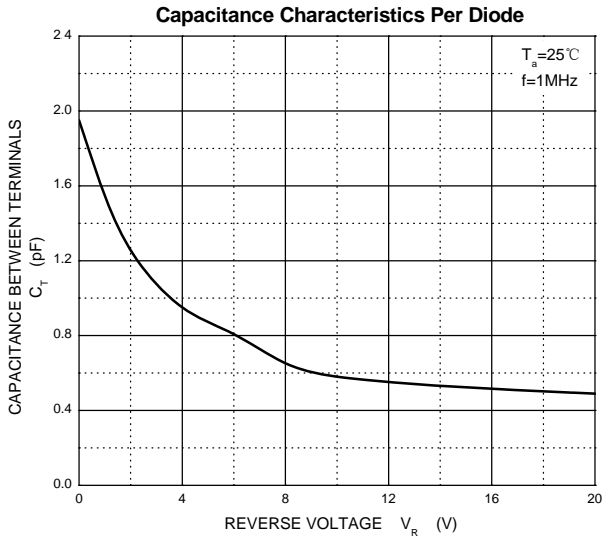
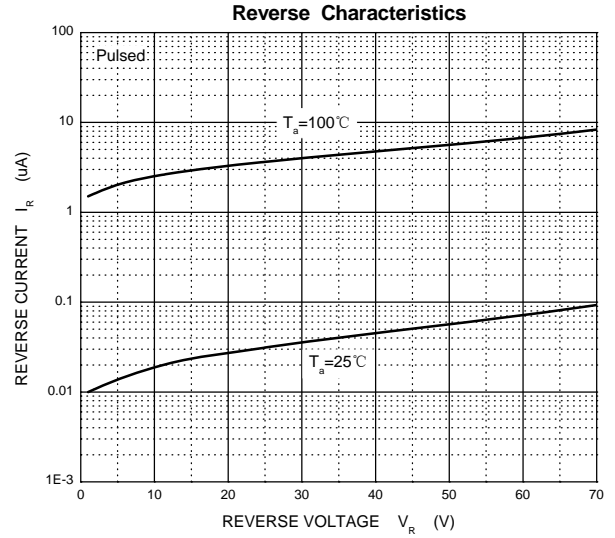
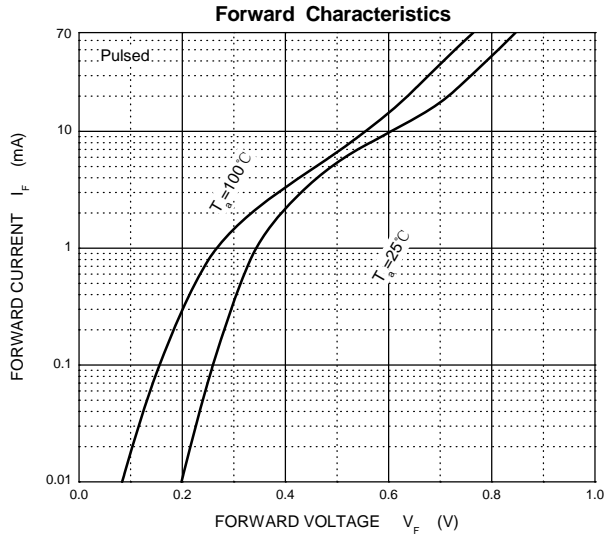
MAXIMUM RATINGS @T_a=25°C

Symbol	Parameter	Value	Unit
V _R	DC Voltage	70	V
I _F	Forward Continuous Current	70	mA
I _{FSM}	Non-Repetitive Peak Forward Surge Current @ t = 8.3ms	100	mA
P _D	Power Dissipation	200	mW
R _{θJA}	Thermal Resistance from Junction to Ambient	500	°C/W
T _J	Junction Temperature	125	°C
T _{stg}	Storage Temperature	-55~+150	°C

ELECTRICAL CHARACTERISTICS (T_a=25°C unless otherwise specified)

Parameter	Symbol	Test conditions	Min	Max	Unit
Reverse breakdown voltage	V _(BR)	I _R = 10μA	70		V
Reverse voltage leakage current	I _R	V _R =50V		100	nA
Forward voltage	V _F	I _F =1mA I _F =15mA		410 1000	mV
Diode capacitance	C _D	V _R =0V, f=1MHz		2	pF
Reveres recovery time	t _{rr}	I _F =I _R =10mA, I _{rr} =0.1I _R , R _L =100Ω		5	ns

Typical Characteristics

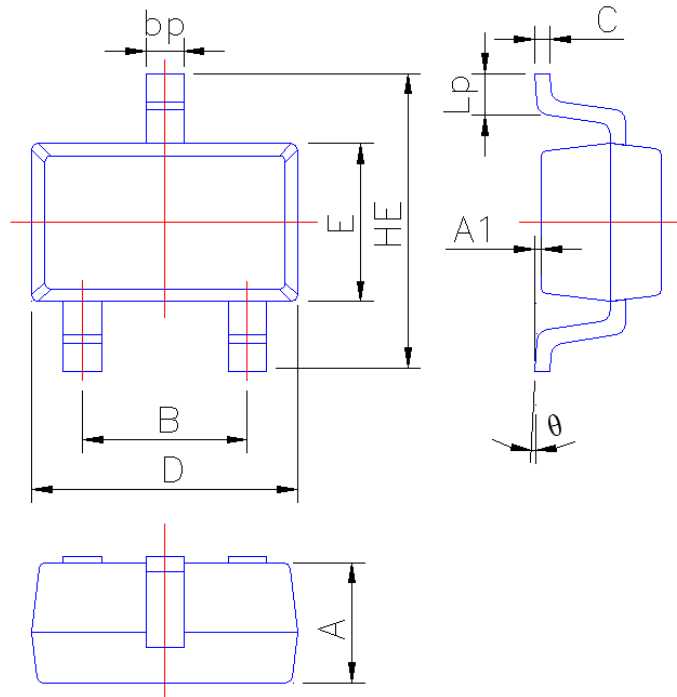




PACKAGE OUTLINE

Plastic surface mounted package; 3 leads

SOT-323



Symbol	Dimension in Millimeters	
	Min	Max
A	0.90	1.00
A1	0.010	0.100
B	1.20	1.40
bp	0.25	0.45
C	0.09	0.15
D	2.00	2.20
E	1.15	1.35
HE	2.15	2.55
Lp	0.25	0.46
θ	0°	6°