

Recommended PCB LAYOUT

Specifications:

规格:
Voltage rating:100V AC/DC
额定电压: 100V AC/DC
Current rating:0.3A AC/DC
额定电流: 0.3A AC/DC
Withstanding voltage:150V AC/minute
耐受电压: 150V AC/分钟
Temperature range:-40°C~+125°C
温度范围: -40°C~+125°C
Insulation resistance:100MΩ min
绝缘电阻: 100MΩ Min
Contact resistance:50mΩ Max
接触电阻: 50mΩ Max

X0502 F V S - XX X X S - LP SN
 ① ② ③ ④ ⑤ ⑥ ⑦ ⑧ ⑨ ⑩

1. Series No
2. Category:F-Female
3. Welding Board Angle:V-Stright 180°
4. Welding Way:S-SMT
5. Row No. Pin No:XX-10~80P
6. Height:A:2.2mm; B:2.3mm; C:2.9mm;
7. Type: Blank-There are no side two ground tags
 1-There are with side two ground tags
8. Special No:S-With positioning column
9. Material:LP-LCP UL94V-0
10. Plating:SN-Tin Plated or V01-Gold Flash

Mating Height	PLUG	SOCKET
3.0	2.1	2.2
3.4	2.2	2.3
4.0	2.2	2.9
5.0	2.7	4.3

Poles	Dimensions(mm)				Poles	Dimensions(mm)			
	A	B	C	D		A	B	C	D
10	4.70	2.00	3.20	4.10	32	10.20	7.50	8.70	9.60
12	5.20	2.50	3.70	4.60	36	11.20	8.50	9.70	10.60
14	5.70	3.00	4.20	5.10	40	12.20	9.50	10.70	11.60
20	7.20	4.50	5.70	6.60	50	14.70	12.00	13.20	14.60
22	7.70	5.00	6.20	7.10	60	17.20	14.50	15.70	16.60
24	8.20	5.50	6.70	7.60	80	22.20	19.50	20.70	21.60
30	9.70	7.00	8.20	9.10	/				

X0502FVS-XXXS-LPSN	LCP	Copper Alloy	X0502W
PART NO	Material	Material(Pin)	Suitable XKB Wafer

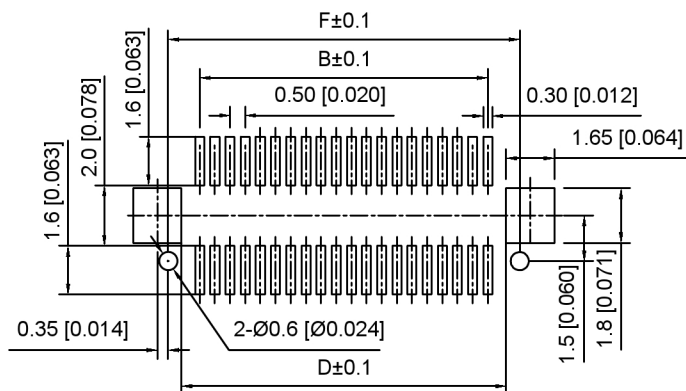
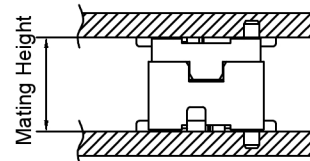
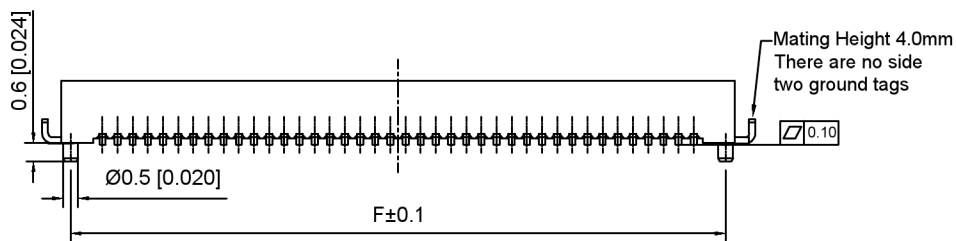
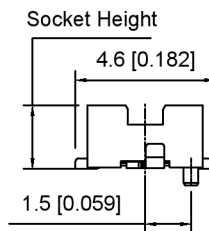
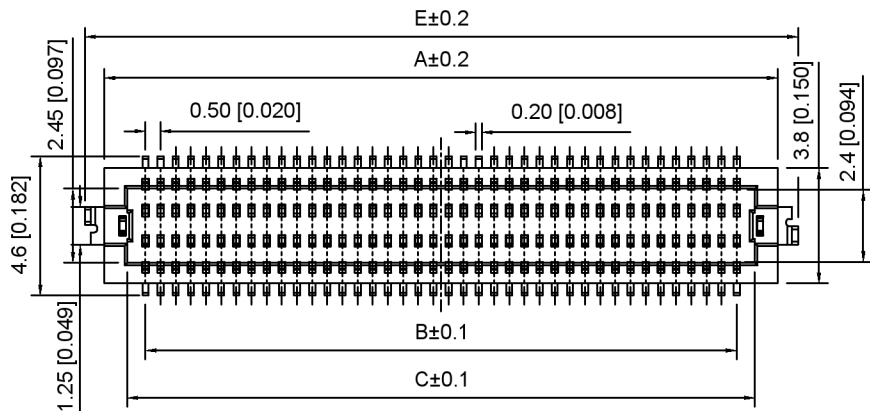
DSND		SCALE: N/A	MODEL TYPE: 0.5mm BTB Connector
DWN		VIEW:	PART NO.: X0502FVS-XXXS-LPSN
CHKD		UNIT: mm/in	DWG NO.: X-X0502FVS-XXXS-LPSN
APPD		SIZE: A4	WEIGHT SHEET REVISION 1/1 A0



XKB INDUSTRIAL PRECISION CO.,LIMITED

ANGLAR	±5°
L ≤ 4	±0.2
4 < L ≤ 16	±0.3
16 < L ≤ 63	±0.4
L > 63	±0.5
UNSPECIFIED TOLERANCES	

ΔX					
ΔX					
ΔX					
MARK	DESCRIPTION	DATE	REVISED	APPROVED	
REVISIONS					



Recommended PCB LAYOUT

Specifications:

规格:
 Voltage rating:100V AC/DC
 额定电压: 100V AC/DC
 Current rating:0.3A AC/DC
 额定电流: 0.3A AC/DC
 Withstanding voltage:150V AC/minute
 耐受电压: 150V AC/分钟
 Temperature range:-40℃~+125℃
 温度范围: -40℃~+125℃
 Insulation resistance:100MΩ min
 绝缘电阻: 100MΩ Min
 Contact resistance:50mΩ Max
 接触电阻: 50mΩ Max

X0502 F V S - XX D X S - LP SN
 ① ② ③ ④ ⑤ ⑥ ⑦ ⑧ ⑨ ⑩

- Series No
- Category:F-Female
- Welding Board Angle:V-Stright 180°
- Welding Way:S-SMT
- Row No.Pin No:XX-10~80P
- Height: D:4.3mm
- Type:Blank-There are no side two ground tags
 1-There are with side two ground tags
- Special No:S-With positioning column
- Material:LP-LCP UL94V-0
- Plating:SN-Tin Plated or V01-Gold Flash

Mating Height	PLUG	SOCKET
3.0	2.1	2.2
3.4	2.2	2.3
4.0	2.2	2.9
5.0	2.7	4.3

Poles	Dimensions(mm)						Poles	Dimensions(mm)					
	A	B	C	D	E	F		A	B	C	D	E	F
10	4.70	2.00	3.20	3.30	5.45	4.10	50	14.70	12.00	13.20	13.30	15.45	14.10
20	7.20	4.50	5.70	5.80	7.95	6.60	60	17.20	14.50	15.70	15.80	17.95	16.60
30	9.70	7.00	8.20	8.30	10.45	9.10	68	19.20	16.50	17.70	17.80	19.95	18.60
36	11.20	8.50	9.70	9.80	11.95	10.60	70	19.70	17.00	18.20	18.30	20.45	19.10
40	12.20	9.50	10.80	10.80	12.95	11.60	80	22.20	19.50	20.70	20.80	22.95	21.60

X0502FVS-XXDS-LPSN	LCP	Copper Alloy	X0502W
PART NO	Material	Material(Pin)	Suitable XKB Wafer

DSND	SCALE: N/A	MODEL TYPE:
DWN	VIEW:	0.5mm BTB Connector
CHKD	UNIT: mm/in	PART NO.: X0502FVS-XXDS-LPSN
APPD	SIZE: A4	DWG NO.: X-X0502FVS-XXDS-LPSN
		WEIGHT SHEET REVISION
		1/1 A0



XKB INDUSTRIAL PRECISION CO.,LIMITED

MARK	DESCRIPTION	DATE	REVISED	APPROVED	UNSPECIFIED TOLERANCES
ΔX					ANGLAR ±5°
ΔX					L ≤ 4 ±0.2
ΔX					4 < L ≤ 16 ±0.3
					16 < L ≤ 63 ±0.4
					L > 63 ±0.5