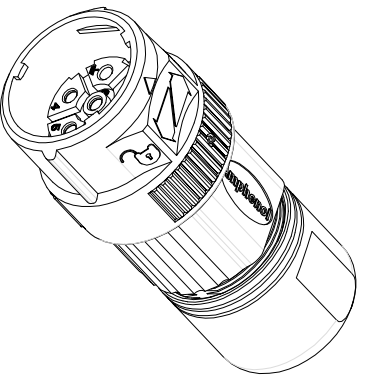
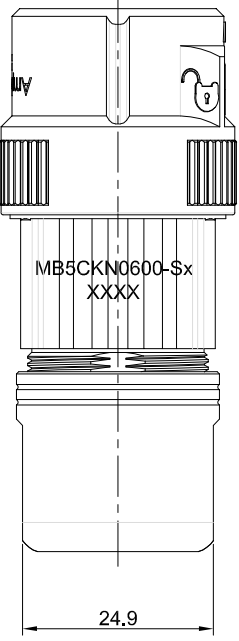
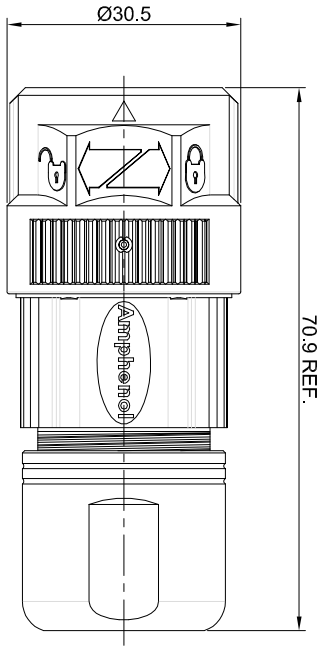
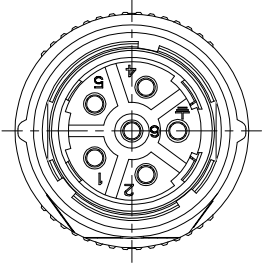


REVISIONS					
REV	ECO	DESCRIPTION	DATE	BY	APPR
A1	-	FIRST RELEASE	Sep:15:2015	Drack	Tommy
A2	-	UPDATED COUPLING NUT	Oct:26:2015	Drack	Tommy



Item	Part number	Cable OD Range
1	MB5CKN0600-S1	7.5~11.0 mm
2	MB5CKN0600-S2	11.0~14.5 mm
3	MB5CKN0600-S3	14.5~17.0 mm

- NOTES: UNLESS OTHERWISE SPECIFIED
- MATERIAL:
INSULATION INSERT: PA66, UL94 V0
SEAL: VITON, EPDM
HOUSING BODY: ZINC DIE CAST, NICKEL PLATED
COUPLING NUT: ZINC DIE CAST, NICKEL PLATED

- SPECIFICATIONS:
 - 2.1 CURRENT RATING: 28 AMPS
 - 2.2 VOLTAGE RATING: 630V AC/DC
 - 2.3 OPERATING TEMPERATURE: -20°C TO +130°C
 - 2.4 DIELECTRIC WITHSTANDING VOLTAGE: LESS THAN 2 MILLIAMPS CURRENT LEAKAGE @ 6000 VOLTS AC.
 - 2.5 DEGREE OF PROTECTION: IP67 (MATED CONDITION)
 - 2.6 DEGREE OF POLLUTION: 3 PER UL840
 - 2.7 OVERVOLTAGE CATEGORY: III PER UL840
 - 2.8 MATING CYCLE DURABILITY: >500 CYCLES
 - 2.9 RoHS COMPLIANT

3. ALL DIMENSIONS ARE FOR REFERENCE USE ONLY.

QUANTITY	SEE PART NUMBER CHART	PART NUMBER	DESCRIPTION	ITEM

SIGNATURES		DATE	MATERIALS LIST	
DRAWN: Dax	DATE: Oct 26, 2015		<p>Amphenol</p> <p>Site Systems - www.amphenol-site.com 44724 Morley Drive Clifton Township, MI 48036</p>	
CHECKED: [Signature]				
ENGINEER: [Signature]				
APPROVAL: [Signature]			<p>CUSTOMER: M23B PLUG, STR, 6POS, CHECKMATE</p>	

UNLESS OTHERWISE SPECIFIED	PROCESS SPECIFICATIONS:	SCALE	TYPE	DWG NO.	REVISION
1) All dimensions are in millimeters. 2) Tolerances are as follows: A Radial: ±0.15 B Pl. DEC: ±0.08 3) Note reference =	THIS DRAWING IS SUPPLIED FOR INFORMATION ONLY. DESIGN FEATURES, SPECIFICATIONS AND PERFORMANCE DATA ARE THE PROPERTY OF AMPHENOL CORPORATION. NO RIGHTS OR PERMISSIONS ARE GRANTED FOR REPRODUCTION OR TRANSMISSION IN ANY FORM OR BY ANY MEANS, ELECTRONIC OR MECHANICAL, INCLUDING PHOTOCOPYING, RECORDING, OR BY ANY INFORMATION STORAGE AND RETRIEVAL SYSTEM.	B	C-	MB5CKN0600-Sx	A2
NEXT ASSY:		NONE			