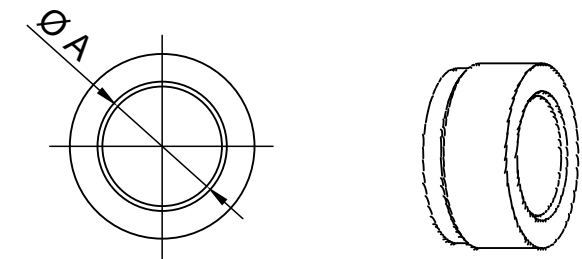
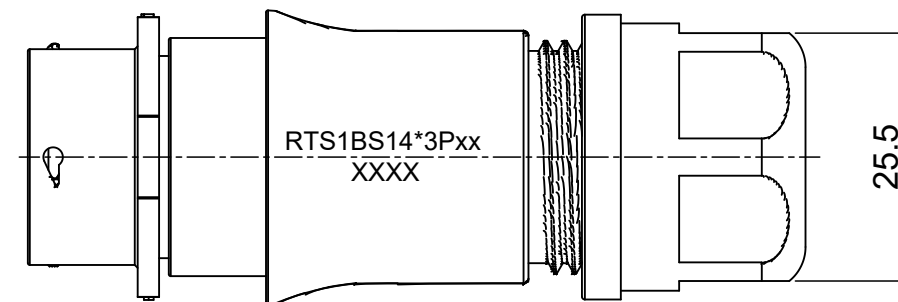
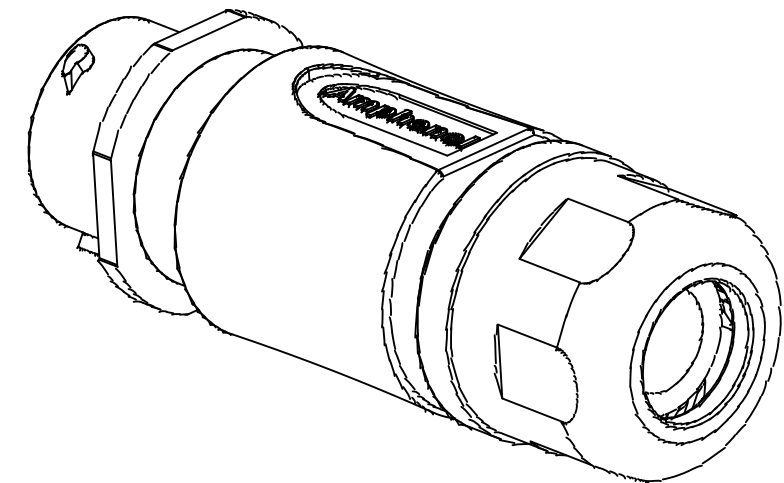
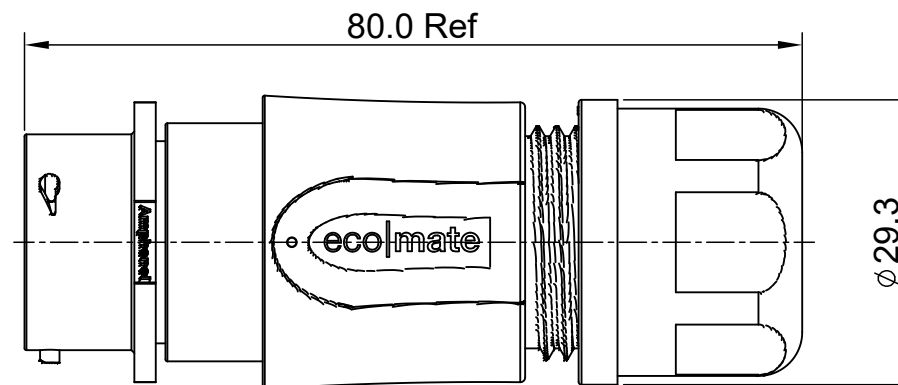
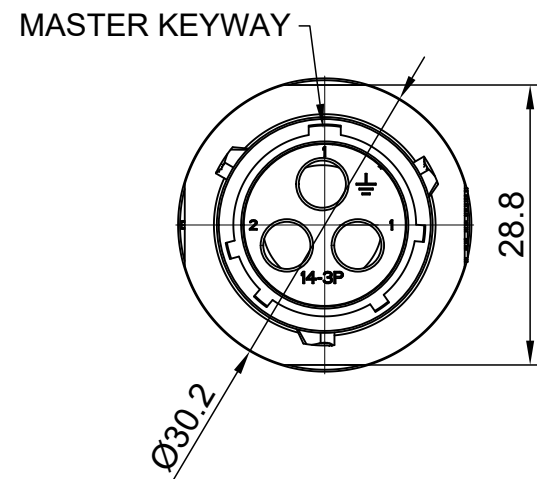


REVISIONS					
REV	ECO	DESCRIPTION	DATE	BY	APPR
A1	--	RELEASED DRAWING	Jun-20-2018	Blink	Tommy
A2	--	UPDATE NOTES	Oct-18-2018	Blink	Tommy



NOTES: (UNLESS OTHERWISE SPECIFIED)

1. MATERIAL:

- 1.1 SHELL: THERMOPLASTIC, UL94 V-0.
- 1.2 INSERT: THERMOPLASTIC, UL94 V-0.
- 1.3 O-RING: NBR/SILICONE RUBBER.
- 1.4 BACK SHELL: THERMOPLASTIC, UL94 V-0.
- 1.5 CLAMP NUT: THERMOPLASTIC, UL94 V-0.
- 1.6 CLAMP RING: THERMOPLASTIC, UL94 V-0.
- 1.7 CABLE SEAL: EPDM.

2. SPECIFICATIONS:

- 2.1 RATED CURRENT: 45A (MAX).
- 2.2 RATED VOLTAGE: 600V(AC/DC).
- 2.3 OPERATING TEMPERATURE: SEE TABLE.
- 2.4 DIELECTRIC WITHSTANDING VOLTAGE: LESS THAN 2 MILLIAMPS CURRENT LEAKAGE@2500 VOLTS AC.
- 2.5 INSULATION RESISTANCE: 5000 MEGOHMS MIN.
- 2.6 IP CLASS: IP67 AND IP69K IN THE MATED CONDITION, WIRE SEALS FULLY POPULATED.
- 2.7 MATING CYCLES DURABILITY: 500 CYCLES MIN.
- 2.8 RoHS COMPLIANT.

3. SUITABLE CONTACTS : 8# CONTACT.

CONTACT SIZE	CONTACT PN	WIRE RANGE
8#	MP10A23x-25	16 - 14AWG
	MP10A23x-63	12 - 10AWG
	MP10A23x-10	8 AWG

IN THE CONTACT PN,"x" DENOTE DIFFERENT PLATING.

4. ALL DIMENSIONS ARE FOR REFERENCE USE ONLY.

DIMENSION ϕA	CABLE OD RANGE
12.3MM	6.0-12.0mm
14.3MM	9.0-14.0mm

KEY	PART NUMBER	
		-40°C ~ 105°C
N	RTS1BS14N3P	RTS1BS14N3P03

QUANTITY	PART NUMBER	DESCRIPTION	ITEM
MATERIALS LIST			
UNLESS OTHERWISE SPECIFIED 1) All dimensions are in metric(mm). 2) Tolerances are as follows: 1 PL DEC ±0.30 2 PL DEC ±0.15 3 PL DEC ±0.08 Fractions ±1/64 Angles ±1° 3) Note reference =		SIGNATURES DATE DRAWN: Blink Oct-18-2018 CHECKED: Tod Oct-18-2018 ENGINEER: APPROVAL: Tommy Oct-18-2018	
MATERIAL SPECIFICATIONS:		CUSTOMER:	
PROCESS SPECIFICATIONS:		THIS DRAWING IS SUPPLIED FOR INFORMATION ONLY. DESIGN FEATURES, SPECIFICATIONS AND PERFORMANCE DATA SHOWN HEREON ARE THE PROPERTY OF THE AMPHENOL CORPORATION. NO RIGHTS OF REPRODUCTION ARE IMPLIED. ALL DIMENSIONS ARE SUBJECT TO NORMAL MANUFACTURING VARIATIONS.	
NEXT ASSY:		SCALE: NONE	
		SIZE TYPE DWG NO: B C- RTS1BS14*3Pxx	REVISION A2
		SHEET 1 OF 1	

TITLE: ECO-MATE,RECPTACLE,BACK SHELL,SIZE 14,3POS,PIN
DWG NO: RTS1BS14*3Pxx
REV: A2
SH: 1
OF: 1

ecomate® RM/RSSM/Aquarius™ - Contact Size 3.6mm (1403 Insert Arrangement) Options

Crimp Contacts, 1403 Insert Arrangement, Machined					
Part Number		AWG	Wire Range (mm ²)	For Use w Endcap	Plating
Male	Female				
MP10A23T-10	MS10A23T-10	8	10.0	No	Tin
MP10A23S-10	MS10A23S-10	8	10.0	No	Silver
MP10A23F-10	MS10A23F-10	8	10.0	No	Gold Flash
MP10A23G5-10	MS10A23G5-10	8	10.0	No	Gold 5μ"
MP10A23G10-10	MS10A23G10-10	8	10.0	No	Gold 10μ"
MP10A23G15-10	MS10A23G15-10	8	10.0	No	Gold 15μ"
MP10A23G30-10	MS10A23G30-10	8	10.0	No	Gold 30μ"
MP10A23S-63	MS10A23S-63	12-10	4.0 - 6.0	No	Silver
MP10A23F-63	MS10A23F-63	12-10	4.0 - 6.0	No	Gold Flash
MP10A23TL	MS10A23T	12-10	3.0 - 6.0	Yes	Tin
MP10A23SL	MS10A23S	12-10	3.0 - 6.0	Yes	Silver
MP10A23FL	MS10A23F	12-10	3.0 - 6.0	Yes	Gold Flash
MP10A23G5L	MS10A23G5	12-10	3.0 - 6.0	Yes	Gold 5μ"
MP10A23G10L	MS10A23G10	12-10	3.0 - 6.0	Yes	Gold 10μ"
MP10A23G15L	MS10A23G15	12-10	3.0 - 6.0	Yes	Gold 15μ"
MP10A23G30L	MS10A23G30	12-10	3.0 - 6.0	Yes	Gold 30μ"
MP10A23S-25	MS10A23S-25	16-14	1.5 - 2.5	No	Silver
MP10A23F-25	MS10A23F-25	16-14	1.5 - 2.5	No	Gold Flash

Tooling, Machined	
Part Number	Description
QXRT08	Contact Extraction Tool, # 8 (Ø 3.6mm) Contact
M300BT	Hand Crimper
WA27-300BT-EP	Pneumatic Crimper
TP968	Locator M3200BT and WA27-300BT-EP

Plating Options	
Symbol	Plating
T	Tin Plating Over Nickel
S	Silver Plating Over Nickel
F	Gold Plated
G5	Gold Plated (Thickness 5μ")
G10	Gold Plated (Thickness 10μ")
G15	Gold Plated (Thickness 15μ")
G30	Gold Plated (Thickness 30μ")