

3522120RJT ✓ ACTIVE

CGS | CGS 3522


TE Internal #: 2-2176230-7

120  $\Omega$ , Thick Film, Power Resistor, 5 %, 2 Termination, 2512, Taped & Reeled, 3 W,  $\pm 100$  ppm/ $^{\circ}\text{C}$ , Solder, Height .043 in [1.1 mm], CGS 3522

[View on TE.com >](#)



Passive Components > Resistors > Surface Mount Resistors > SMD Power Resistor: 3 Watt, 1% Tol



Resistor Type: **Power Resistor**

Number of Terminations: **2**

Package Size Code: **2512**

Packaging Method: **Taped & Reeled**

Passive Component Tolerance: **5 %**

[All SMD Power Resistor: 3 Watt, 1% Tol \(140\)](#)

## Features

### Product Type Features

Resistor Type	Power Resistor
Package Size Code	2512
Element Type	Thick Film

### Configuration Features

Number of Resistors	1
---------------------	---

### Electrical Characteristics

Passive Component Tolerance	5 %
Resistance Class	Up to 1k $\Omega$
Resistance Value	120 $\Omega$
Power Rating	3 W

### Termination Features

Number of Terminations	2
------------------------	---

Surface Mount Resistor Termination Type Solder

### Dimensions

Product Height	1.1 mm[.043 in]
Product Length	6.35 mm[.25 in]
Product Width	3.2 mm[.126 in]

### Usage Conditions

Temperature Coefficient	$\pm 100$ ppm/ $^{\circ}\text{C}$
-------------------------	-----------------------------------

### Packaging Features

Packaging Method	Taped & Reeled
------------------	----------------

## Product Compliance

[For compliance documentation, visit the product page on TE.com>](#)





















EU RoHS Directive 2011/65/EU	Compliant with Exemptions
EU ELV Directive 2000/53/EC	Compliant with Exemptions
China RoHS 2 Directive MIIT Order No 32, 2016	Restricted Materials Above Threshold
EU REACH Regulation (EC) No. 1907/2006	Current ECHA Candidate List: JUNE 2023 (235) Candidate List Declared Against: JUNE 2023 (235) Does not contain REACH SVHC
Halogen Content	Low Halogen - Br, Cl, F, I < 900 ppm per homogenous material. Also BFR/CFR/PVC Free
Solder Process Capability	Reflow solder capable to 260 $^{\circ}\text{C}$

#### Product Compliance Disclaimer

This information is provided based on reasonable inquiry of our suppliers and represents our current actual knowledge based on the information they provided. This information is subject to change. The part numbers that TE has identified as EU RoHS compliant have a maximum concentration of 0.1% by weight in homogenous materials for lead, hexavalent chromium, mercury, PBB, PBDE, DBP, BBP, DEHP, DIBP, and 0.01% for cadmium, or qualify for an exemption to these limits as defined in the Annexes of Directive 2011/65/EU (RoHS2). Finished electrical and electronic equipment products will be CE marked as required by Directive 2011/65/EU. Components may not be CE marked. Additionally, the part numbers that TE has identified as EU ELV compliant have a maximum concentration of 0.1% by weight in homogenous materials for lead, hexavalent chromium, and mercury, and 0.01% for cadmium, or qualify for an exemption to these limits as defined in the Annexes of Directive 2000/53/EC (ELV). Regarding the REACH Regulation, the information TE provides on SVHC in articles for this part number is based on the latest European Chemicals Agency (ECHA) 'Guidance on requirements for substances in articles' posted at this URL: <https://echa.europa.eu/guidance-documents/guidance-on-reach>

## Compatible Parts



 <p>TE Part # CAT-C339-A76B SMD Power Resistor: 3 Watt, 1% Tol</p>	 <p>TE Part # CAT-C339-A76C SMD Power Resistor: 3 Watt, 5% Tol</p>	 <p>TE Part # 6-2176230-2 3522 100K 5% 3W</p>	 <p>TE Part # 2-2176230-6 3522 100R 5% 3W</p>
 <p>TE Part # 5-2176230-0 3522 10K 5% 3W</p>	 <p>TE Part # 6-2176230-3 3522 120K 5% 3W</p>	 <p>TE Part # 5-2176230-1 3522 12K 5% 3W</p>	 <p>TE Part # 2-2176230-9 3522 180R 5% 3W</p>
 <p>TE Part # 5-2176230-3 3522 18K 5% 3W</p>	 <p>TE Part # 3-2176230-8 3522 1K0 5% 3W</p>	 <p>TE Part # 4-2176230-0 3522 1K5 5% 3W</p>	 <p>TE Part # 7-2176230-4 3522 1M0 5% 3W</p>
 <p>TE Part # 7-2176230-5 3522 1M2 5% 3W</p>	 <p>TE Part # 7-2176230-6 3522 1M5 5% 3W</p>	 <p>TE Part # 7-2176230-7 3522 1M8 5% 3W</p>	 <p>TE Part # 5-2176230-4 3522 22K 5% 3W</p>
 <p>TE Part # 7-2176230-8 3522 2M2 5% 3W</p>	 <p>TE Part # 3-2176230-3 3522 390R 5% 3W</p>	 <p>TE Part # 5-2176230-7 3522 39K 5% 3W</p>	 <p>TE Part # 4-2176230-5 3522 3K9 5% 3W</p>

Also in the Series | [CGS 3522](#)



## Customers Also Bought



## Documents

### Product Drawings

[3522 120R 5% 3W](#)

English

### CAD Files

[3D PDF](#)

3D

### Customer View Model

[ENG\\_CVM\\_CVM\\_2-2176230-7\\_BA.2d\\_dxf.zip](#)

3522120RJT

120  $\Omega$ , Thick Film, Power Resistor, 5 %, 2 Termination, 2512, Taped & Reeled, 3 W,  $\pm 100$  ppm/ $^{\circ}\text{C}$ , Solder, Height .043 in [1.1 mm], CGS 3522



English

Customer View Model

[ENG\\_CVM\\_CVM\\_2-2176230-7\\_BA.3d\\_igs.zip](#)

English

Customer View Model

[ENG\\_CVM\\_CVM\\_2-2176230-7\\_BA.3d\\_stp.zip](#)

English

By downloading the CAD file I accept and agree to the [Terms and Conditions](#) of use.

**Datasheets & Catalog Pages**

[SMD POWER RESISTORS - TYPE 3522 SERIES](#)

English