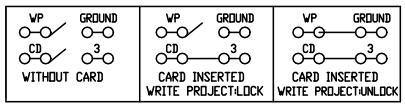
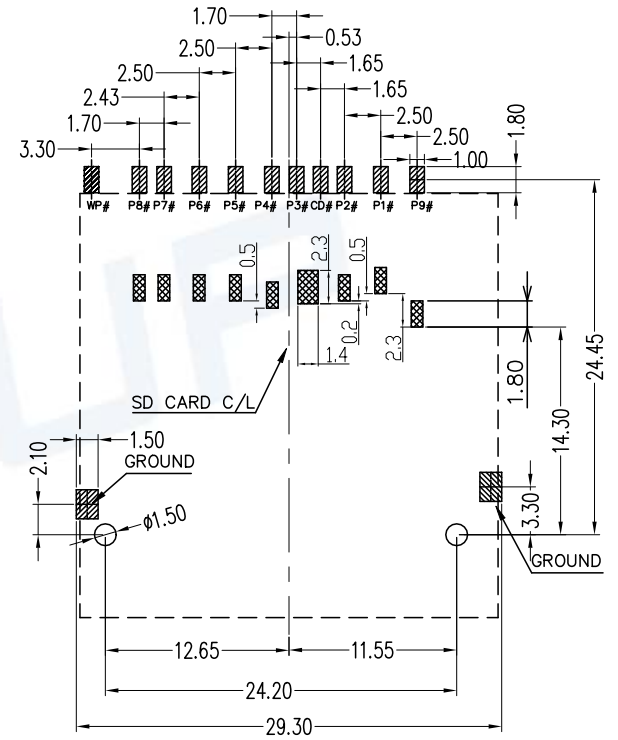
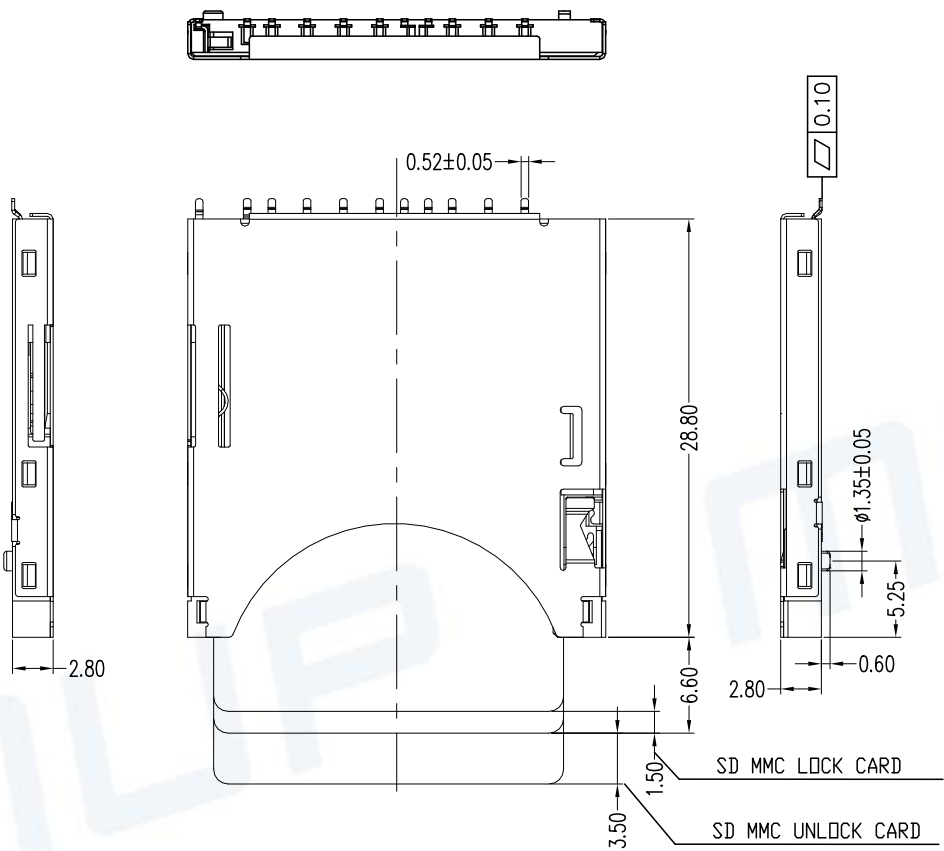


REV.	DESCRIPTION OF REVISIONS	APPR.	CHKD.	DRAW.	DATE
△	NEW			Zoey	2008/12/20
△	Original Model M015-4A			Xufang	2023/11/03



SD CARD PIN DESIGN				
Pin#	Name	Type	Card Detelct/Date Line[Bit3]	
1	CD/DAT3	I/D/PP	Command/Response	
2	CMD	PP	Supply voltage	
3	Vss1	S	Supply voltage ground	
4	VDD	S	Supply voltage	
5	CLK	I	Clock	
6	Vss2	S	Supply voltage ground	
7	DAT0	I/D/PP	Date Line [Bit0]	
8	DAT1	I/D/PP	Date Line [Bit1]	
9	DAT2	I/D/PP	Date Line [Bit2]	



Pad Area
 Keep Out Area
PCB LAYOUT TOP VIEW
 (TOLERANCE: ±0.05)

- NOTES:
- MATERIAL:
 - 1 BASE: LCP UL 94V-0, BLACK COLOR.
 - 2 CONTACT: COPPER ALLOY.
 - 3 SHELL: STEEL.
 - 4 SPRING: SWP.
 - FINISH:

CONTACTS: GOLD PLATED ON CONTACT AREA,
MATTE-TIN ON SOLDER TAIL,
NICKEL UNDERPLATED OVERALL.

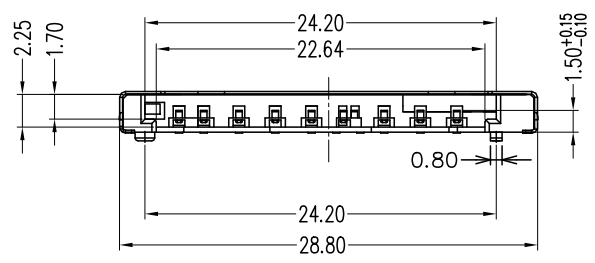
SHELL: NICKEL PLATED.
 - SPECIFICATION

*ELECTRICAL CHARACTERISTICS:
CONTACT CURRENT RATING: 0.5 AMPERES.
DIELECTRIC WITHSTANDING VOLTAGE: AC500V R.M.S.
INSULATION RESISTANCE: 1000 MΩ MINIMUM.
CONTACT RESISTANCE: 100 mΩ MAXIMUM.

*ENVIRONMENTAL:
OPERATING TEMPERATURE: -40° C~+85° C.

*ENVIRONMENTAL:
MATING CYELES: 5,000 INSERTIONS.

*MECHANICAL CHARACTERISTICS:
CARD PUSH INSERTION/OUT FORCE: 0.15~4.0KGF.



Unless otherwise specified, other tolerance are:			MUP INDUSTRIAL CO.,LTD.		
X ±0.40	X* ±5°	NAME:			
X.X ±0.30	X.X* ±4°	MODEL NO:	MUP-M6005-04		
X.XX ±0.20	X.XX* ±3°	TYPE :	WITH POST (车载款)		
X.XXX ±0.10	X.XXX* ±2°	PROJ.	Zoey	Dec.18.2008	
PROCESS COMPLIANT		UNIT	mm	SCALE	1:1
CUSTOMER DRAWING		DRAWN	Zoey	Dec.20.2008	DWG NO.:
		CHECKED	Jimmy	Dec.20.2008	DWG-M6005-04-01
		APPROVAL	Jimmy	Dec.20.2008	SHEET
					1/1
					REVISION
					2