REV.	DESCRIPTION OF REVISIONS	APPR.	CHKD.	DRAW.	DATE
1	New			Zoey	2007/10/10
2	Original Model C735-1			Xufang	2023/10/17

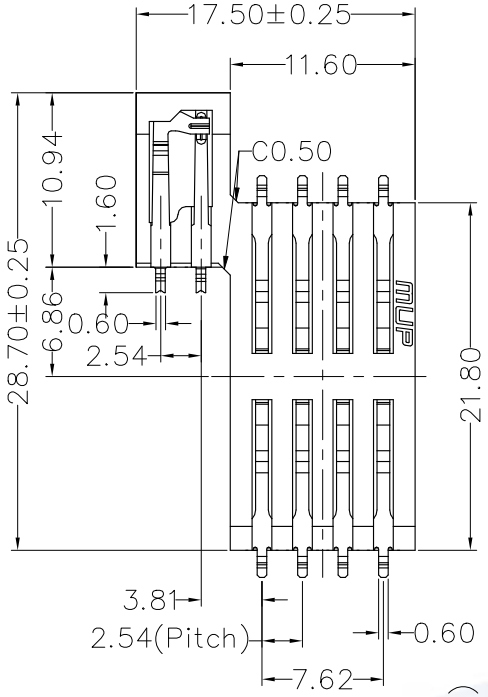

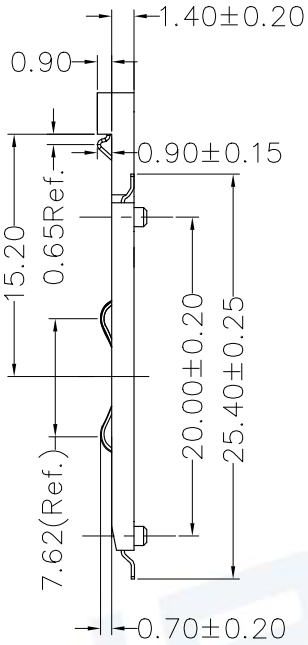

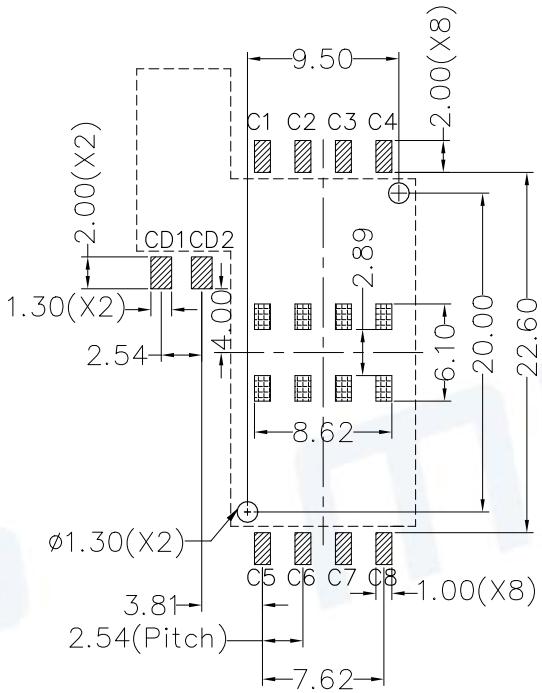

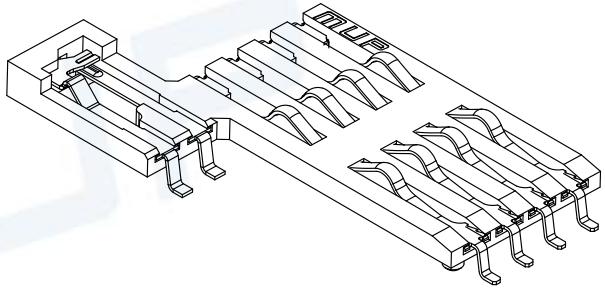

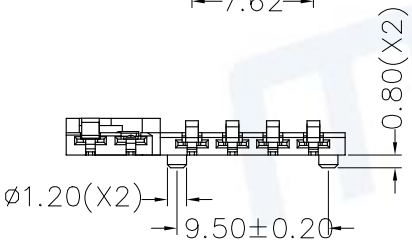

RECOMMENDED P.C.B LAYOUT
COMPONENT SIDE(TOLERANCE ±0.05)
PAD AREA KEEP OUT AREA
Coplanarity of metal solder pins▱0.15mm
Recommendating of solder paste thickness>0.15mm

TECHNICAL CHARACTERISTICS

1.General Characteristics

Dimensions: 28.70LX17.50WX1.40 mm

Weight: Approx0.63±0.1g

Durability: 100,000 cycles min.

2.Electrical Characteristics

Contact resistance: 50mΩ typical,100mΩ max

Insulation resistance: >1000MΩ/500V DC

3.Solderability

IR reflow: 260℃,10sec.Max

Manual soldering: 370℃,3sec.Max

4.Environmental Characteristics

Operating temperature: −40℃~+85℃

Operating humidity: 10%~+95%RH

ELECTRIC FUNCTION	DETECT SWITCH
WITHOUT CARD	OPEN
CARD INSERTED	CLOSED

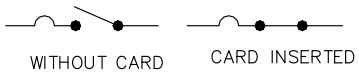

SWITCH OPERATION DIAGRAM

ITEM	PART NAME	Q'TY	MATERIAL	FINISH
1	BASE	1	Hi-temp Thermoplastic	Black UL94V-0
2	DATA CONTACT	8	Copper Alloy	Contact area:Gold plated
3	SWITCH CONTACT 2	1	Copper Alloy	Contact area:Gold plated
4	SWITCH CONTACT 1	1	Copper Alloy	Contact area:Gold plated

Unless otherwise specified, other tolerance are:

X	±0.35	X°	±5°
X.X	±0.25	X.X°	±4°
X.XX	±0.15	X.XX°	±3°
X.XXX	±0.10	X.XXX°	±2°

PROJ. UNIT mm SCALE 1:1

CUSTOMER DRAWING

RoHS PROCESS COMPLIANT

MUP® MUP INDUSTRIAL CO.,LTD.

NAME: **Smart Card Connector**

MODEL NO: **MUP-C7035-01**

TYPE : **with post(H1.40 mm)**

DRAWN	Zoey	Oct.10.2007
CHECKED	Keey	Oct.10.2007
APPROVAL	Simon	Oct.10.2007

DWG NO.: DWG-C7035-01-01

SHEET 1/1 REVISION 2