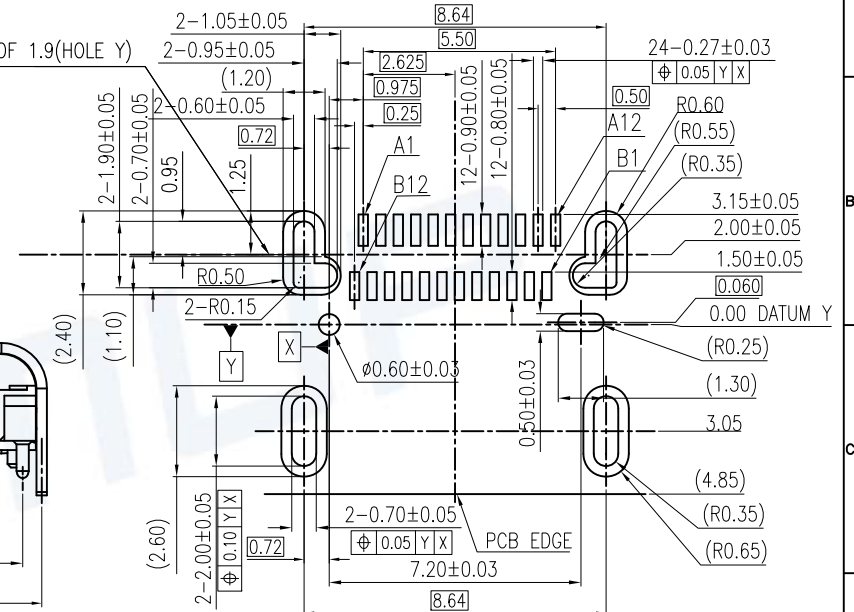
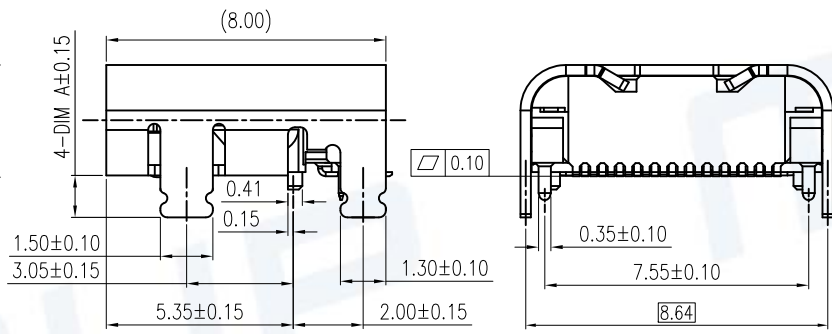
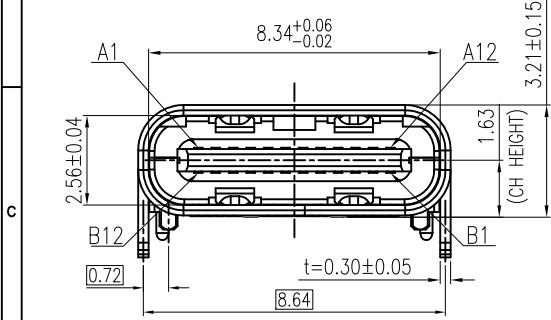
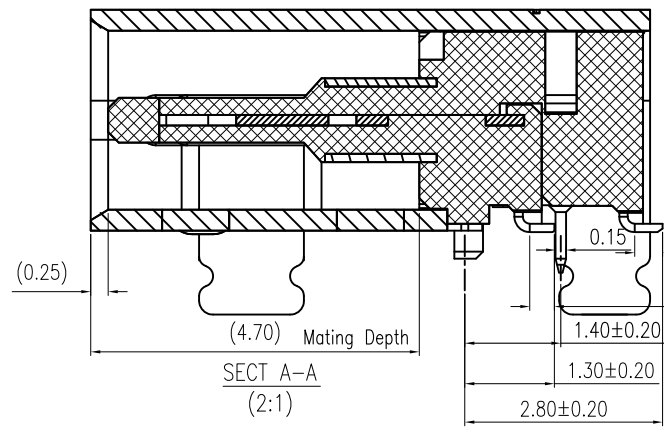
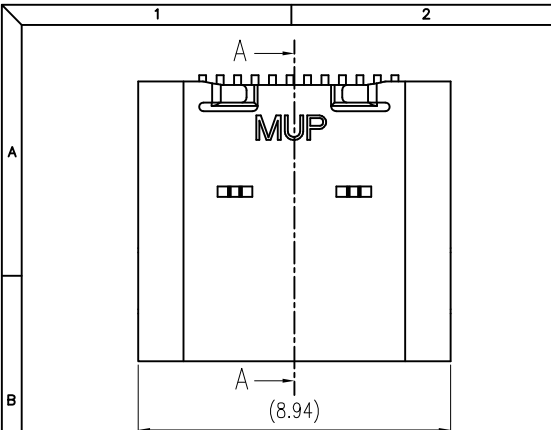
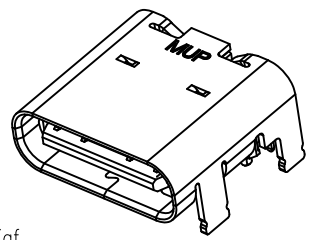
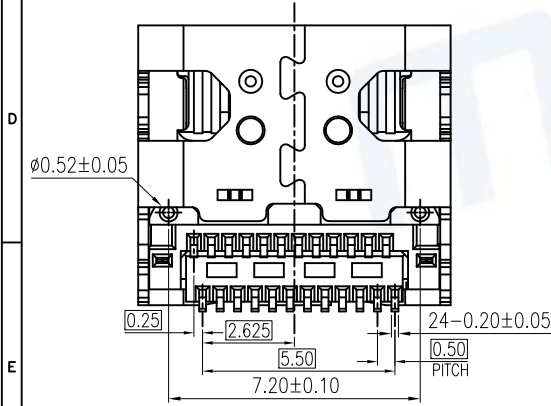


REV.	DESCRIPTION OF REVISIONS	APPR.	CHKD.	DRAW.	DATE
△	Original reversion	lucky	lucky	Roy	2018/06/05
△	Correct mistakes	lucky	lucky	Roy	2019/12/06
△	Add product model	lucky	lucky	Roy	2020/03/19
△	Change product model No.	lucky	lucky	Roy	2023/10/25



RECOMMENDED P.C.B. LAYOUT
TOLERANCE UNSPECIFIED ±0.05mm



NOTE:
 1. MECHANICAL:
 1-1.MATING FORCE: 0.5~2.0Kgf
 1-2.UMMATING FORCE: Initial: 0.8~2.0Kgf
 After 500 to 10,000cycles: 0.6~2.0Kgf
 1-3.FREQUENCE:500±50 CYCLES/HOUR,10000 CYCLES;
 2. ELECTRICAL CHARACTERISTICS:
 2-1. CURRENT RATING:
 VBUS Pins (A4,A9,B4,B9): 5A Max;
 1.25 Amps MAX. for Vconn (B5) with return path through
 the corresponding GND pins(Pin A1, A12, B1, B12).
 Other All Pins 0.25A/Pin
 2-2. INITIAL CONTACT RESISTANCE:40mΩ Max.
 2-3. INSULATION RESISTANCE:100MΩ MIN
 2-4. WITHSTANDING VOLTAGE:100V AC,1 MINUTE;
 3. ENVIRONMENTAL
 TEMPERATRUE RANGE: -40°C TO +85°C.

PIN	SIGNAL NAME	PIN	SIGNAL NAME
A1	GND	B12	GND
A2	SSTXP1	B11	SSRXP1
A3	SSTXN1	B10	SSRXN1
A4	VBUS	B9	VBUS
A5	CC1	B8	SBU2
A6	DP1	B7	DN2
A7	DN1	B6	DP2
A8	SBU1	B5	CC2
A9	VBUS	B4	VBUS
A10	SSRXN2	B3	SSTXN2
A11	SSRXP2	B2	SSTXP2
A12	GND	B1	GND

Model No.	Contact plating	DIM A
MUP-U20201-03	Au: 3u"	1.00
MUP-U20201-04	Au: 3u"	1.20
MUP-U20201-05	Au: 15u"	1.20

ITEM	PART NAME	Q'TY	MATERIAL	FINISH
1	Molding	1	THERMOPLASTIC	Black, UL94V-0
2	CONTACT	24	HIGH CONDUCTIVITY COPPER	Contact area: Au 3u" or 15u"
3	SHELL	1	STAINLESS STEEL	Ni plated over all
4	MID-PLATE	1	STAINLESS STEEL	Ni plated over all
5	GND-PLATE	1	STAINLESS STEEL	RINSE

Unless otherwise specified, other tolerance are:

MUP MUP INDUSTRIAL CO.,LTD.

NAME: **USB Type C Dual-Row SMT Receptacle**

MODEL NO: **MUP-U20201-XX**

TYPE: **24P & USB 3.1 With GND-PLATE**

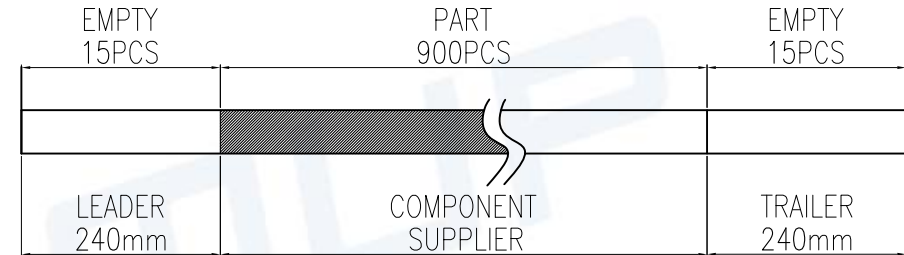
PROJ.	UNIT	SCALE	DRAW	Roy	2018/06/05	DWG NO.:	DWG-U20201-XX-01
①	mm	1:1	CHECKED	lucky	2018/06/05	SHEET	1/2
CUSTOMER DRAWING			APPROVAL	lucky	2018/06/05	REVISION	4



REV.	DESCRIPTION OF REVISIONS	APPR.	CHKD.	DRAW.	DATE
△1	Original reversion	lucky	lucky	Roy	2018/06/05
△2	Correct mistakes	lucky	lucky	Roy	2019/12/06
△3	Add product model	lucky	lucky	Roy	2020/03/19
△4	Change product model No.	lucky	lucky	Roy	2023/10/25

NOTES

1. NUMBER OF CONNECTORS:900PCS/REEL
2. LEAD TAPE LENGTH



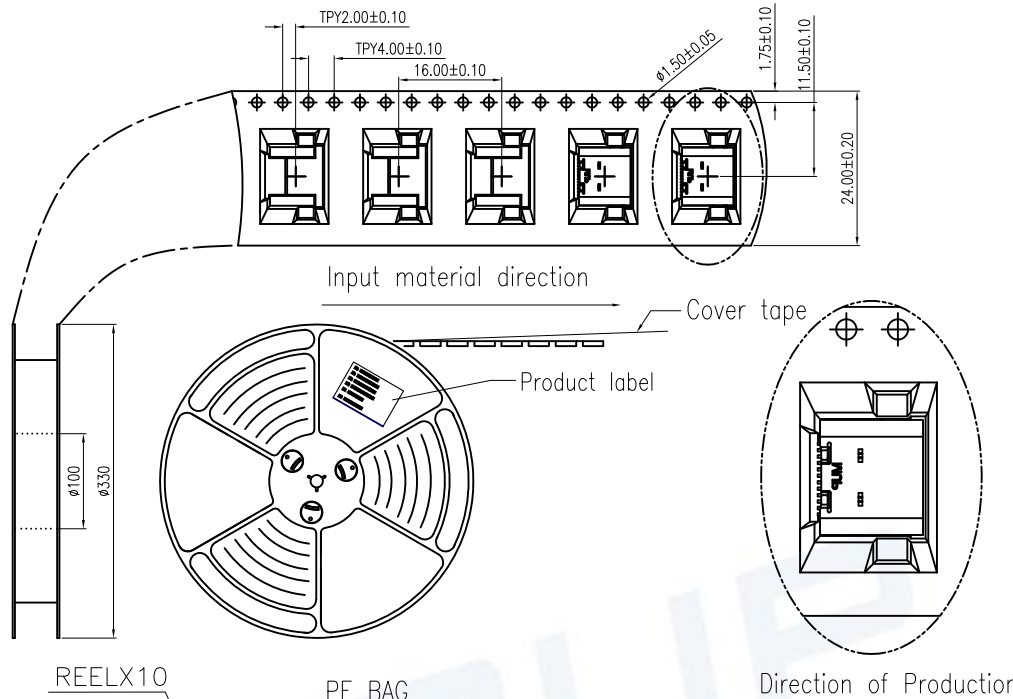
3. QUANTITY:9000/CARTON

4. WEIGHT :

4.1 NET WEIGHT : 4.9 Kg

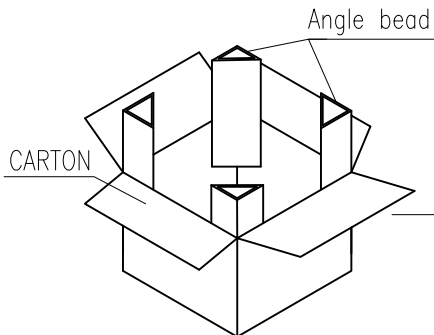
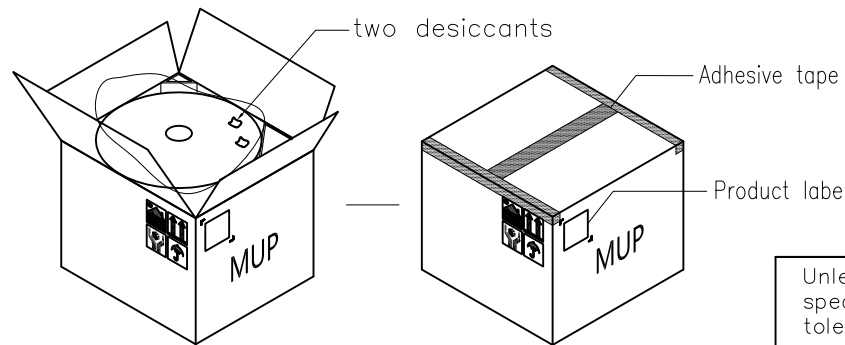
4.2 GROSS WEIGHT : 8.9 Kg

- 5.Meas:350Lx350Wx315H mm



REELX10 PE BAG

Put waterproof PE bag inside the box and add two desiccants.



Unless otherwise specified, other tolerance are:		MUP MUP INDUSTRIAL CO.,LTD.			
X ±0.40	X* ±5*	NAME: USB Type C Dual-Row SMT Receptacle			
X.X ±0.30	X.X* ±4*	MODEL NO: MUP-U20201-XX			
X.XX ±0.20	X.XX* ±3*	TYPE : 24P & USB 3.1 With GND-PLATE			
X.XXX ±0.10	X.XXX* ±2*	PROJ.	UNIT	SCALE	DRAW
		mm	1:1	Roy 2018/06/05	DWG NO.: DWG-U20201-XX-01
CUSTOMER DRAWING		CHECKED	APPROVAL	lucky 2018/06/05	SHEET 2/2
				lucky 2018/06/05	REVISION 4