



**光继电器**  
**Optical Relayr**

**AT172**

**Product Data Sheet**

**AOTE DCC**  
**RELEASE**

**台湾奥特半导体科技有限公司**

TAIWAN AOTE SEMICONDUCTOR TECHNOLOGY CO.,LTD

[www.aotesemi.com](http://www.aotesemi.com)

## 概述 Description

AT172 光继电器由红外发光二极管和光电发生器、 MOSFET 组成。

The AT172 Photo relay consist of a photo MOSFET、 Photovoltage generator、 infrared LED.

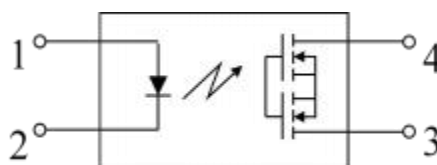
## 特性 Features

- . 常开,单刀单掷  
Normally opened (SPST)
- . 控制 60V 交流或直流电压  
Control 60V AC or DC voltage
- . 开关 500mA 负载  
Switch 500mA load
- . 控制低电平模拟信号  
Controls low-level analog signal
- . 高灵敏度 , 低导通电阻  
High sensitivity, low conductivity resistance
- . 低电平关断漏电流  
Low-level off state leakage current
- . 高隔离电压 3750V<sub>rms</sub>  
High isolation voltage 3750V<sub>rms</sub>
- . 无铅 , 符合 RoHS 标准  
Lead free, meet RoHS standards

## 应用 Applications

- . 通讯产品(个人电脑,笔记本电脑)  
Communications products (Personal computers, Laptops)
- . 调制解调器/传感器  
Modem/Sensor
- . 移动电话 /安全设备  
Mobile phones/Security equipment
- . 测量和测试设备  
Measuring and Testing equipment
- . 工厂自动化设备  
Plant automation equipment
- . 高速检验机器  
High-speed inspection machines

## 封装和原理图 Package and Schematic Diagram



Pin Configuration

1. ANODE
2. CATHODE
3. DRAIN
4. DRAIN



## 产品型号命名规则 Order Code

# AT 172 - UN Y - W (V) (ZZ)

①      ②      ③      ④      ⑤      ⑥      ⑦

- ① 公司代码 Company Code ( AT: 奥特 AOTE )
- ② 产品系列 Product Series ( 172: 172 )
- ③ 框架类型 Lead Frame ( Cu: 铜框架 Copper )
- ④ 树脂类型 Epoxy Type ( H: 无卤 Halogen-free )
- ⑤ 封装形式 Package ( S: SOP )
- ⑥ 器件工作温度范围 Device Operating Temperature Range ( 特殊范围需填写或者空白 Special Range need to be filled in or left blank )
- ⑦ 内部补充代码 Internal Supplementary Code ( 数字或者空白 Number or None )

## 印字信息 Marking Information

- . 印字中 “” 为奥特品牌 LOGO “” denotes LOGO
- . 印字中 “Y” 代表年份: A(2018), B(2019), C(2020)..... “Y” denotes YEAR : A(2018), B(2019), C(2020).....
- . 印字中 “WW” 代表周号  
“WW” denotes Week’ s number
- . 印字中 “N” 代表星期几  
“N” denotes the day of the week 印字中的 “H” 代表无卤  
“H” denotes Halogen-free



**绝缘和安规信息 Insulation and Safety related specifications**

项目 Item	符号 Symbol	数值 Value	单位 Unit	备注 Note
爬电距离 Creepage Distance	L	5.0	mm	从输入端到输出端，沿本体最短距离路径 Measured from input terminals to output terminals, shortest distance path along body.
电气间隙 Clearance Distance	L	5.0	mm	从输入端到输出端，通过空气的最短距离 Measured from input terminals to output terminals, shortest distance through air.
绝缘距离 Insulation Thickness	DTI	0.3	mm	发射器和探测器之间的绝缘厚度 Insulation thickness between emitter and detector.
峰值隔离电压 Peak Isolation Voltage	$V_{IORM}$	600	$V_{peak}$	DIN/EN/IEC EN60747-5-5.
瞬态隔离电压 Transient Isolation Voltage	$V_{IOTM}$	5000	$V_{peak}$	DIN/EN/IEC EN60747-5-5.
隔离电压 Isolation Voltage	$V_{ISO}$	3750	$V_{rms}$	For 1 minute.

**极限参数 Absolute Maximum Ratings ( $T_A = 25^{\circ}C$ )**

参数 Parameter	符号 Symbol	额定值 Rating	单位 Unit
发射端 Input	LED 正向电流 LED Forward Current	$I_F$	50 mA
	LED 反向电压 LED Reverse Voltage	$V_R$	5 V
	峰值正向电流 Peak Forward Current	$I_{FP}$	1 A
	输入功率 Power Dissipation	$P_{in}$	75 mW
接收端 Output	负载电压(AC 峰值) Load Voltage (Peak AC)	$V_L$	60 V
	持续负载电流 Continuous Load Current	$I_L$	0.5 A
	峰值负载电流 Peak Load Current	$I_{peak}$	1.5 A
	输出功率 Power Dissipation	$P_{out}$	300 mW
输入输出瞬态耐受电压 Isolation Voltage	$V_{ISO}$	3750	$V_{rms}$
工作温度 Operating Temperature	$T_{opr}$	-40~+85	$^{\circ}C$
存储温度 Storage Temperature	$T_{stg}$	-40~+100	$^{\circ}C$
焊接温度 Soldering Temperature	$T_{sol}$	260	$^{\circ}C$

**产品特性参数 Electro-optical Characteristics (T<sub>A</sub> = 25°C)**

参数 Parameter		符号 Symbol	条件 Condition	最小 Min.	典型 Typ.	最大 Max.	单位 Unit
发射端 Input	LED 开启电流 LED Operate Current	I <sub>on</sub>	I <sub>L</sub> = 0.5A	-	0.4	3	mA
	LED 关断电流 LED Turn Off Current	I <sub>off</sub>	I <sub>L</sub> = 0.5A	0.05	0.3	-	mA
	LED 正向压降 LED Dropout Voltage	V <sub>F</sub>	I <sub>F</sub> = 5mA	1	1.3	1.4	V
接收端 Output	导通电阻 On Resistance	R <sub>on</sub>	I <sub>F</sub> = 5mA, I <sub>L</sub> = 0.5A. Within 1s on time	-	0.9	1.5	Ω
	关断漏电 Off State Leakage Current	I <sub>Leak</sub>	I <sub>F</sub> = 0 mA V <sub>L</sub> = 60V	-	-	1000	nA
传输特性 Transfer Characteristics	开启时间 Turn On Time	T <sub>on</sub>	I <sub>F</sub> = 5mA I <sub>L</sub> = 0.5A.	-	0.17	2	ms
	关断时间 Turn Off Time	T <sub>off</sub>	I <sub>F</sub> = 5mA I <sub>L</sub> = 0.5A.	-	0.14	1	ms
	I/O 电容 I/O Capacitance	C <sub>ISO</sub>	f = 1 MHz V <sub>B</sub> = 0V	-	0.8	1.5	pF
	初始 I/O 隔离电阻 Initial I/O Isolation Resistance	R <sub>ISO</sub>	500 V DC	1000	-	-	MΩ

注: LED 正向电流推荐值 I<sub>F</sub> = 5mA 到 10mA.

Note: LED forward current recommendation value: I<sub>F</sub> = 5mA to 10mA.

## 典型光电特性曲线 Typical Electro-Optical Characteristics Curves

Fig.1 LED Dropout Voltage vs. Ambient Temperature

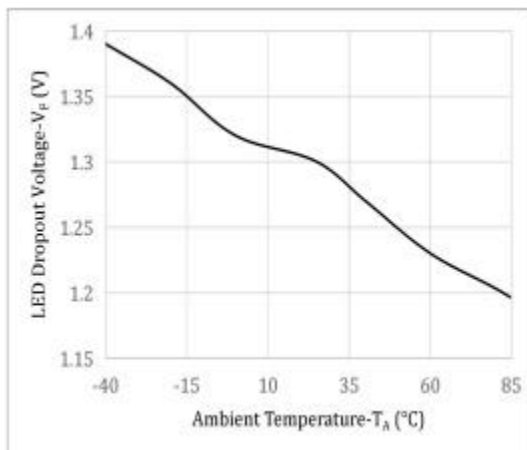


Fig.2 Output Current vs. Output Voltage

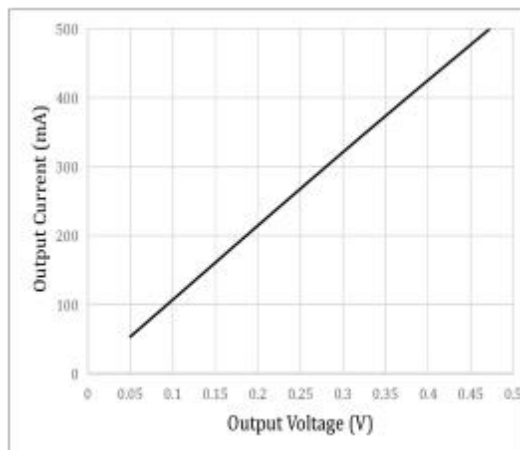


Fig.3 On Resistance vs. Ambient Temperature

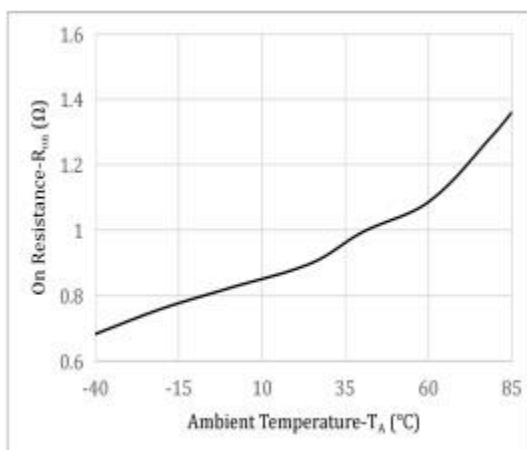


Fig.4 Load Current vs. Ambient Temperature

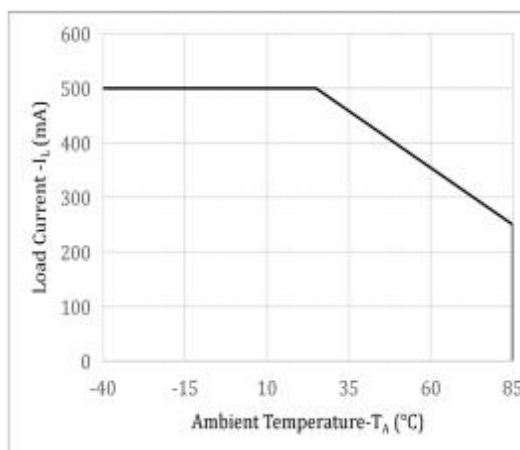


Fig.5 LED Operate Current vs. Ambient Temperature

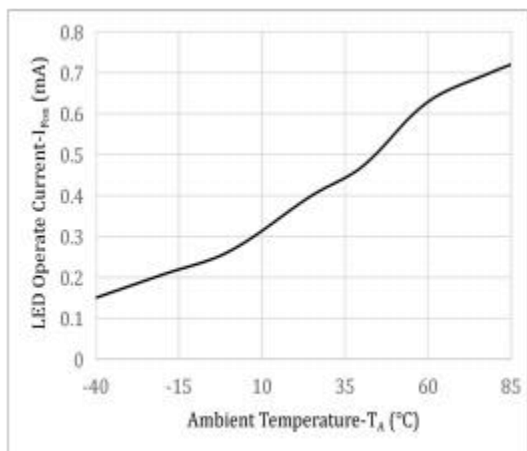


Fig.6 LED Turn Off Current vs. Ambient Temperature

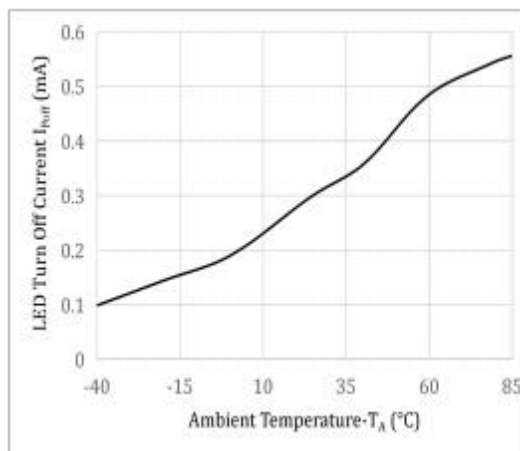


Fig.7 Turn On Time vs. Ambient Temperature

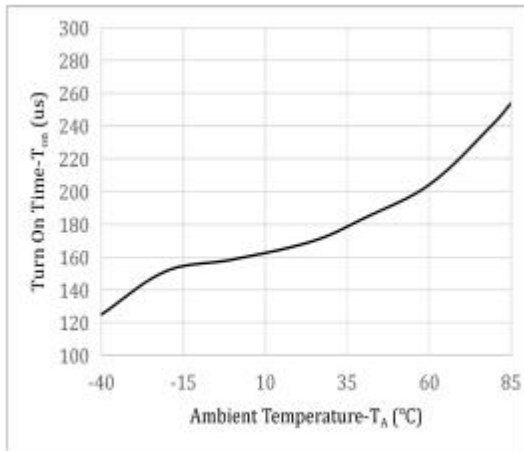


Fig.8 Turn Off Time vs. Ambient Temperature

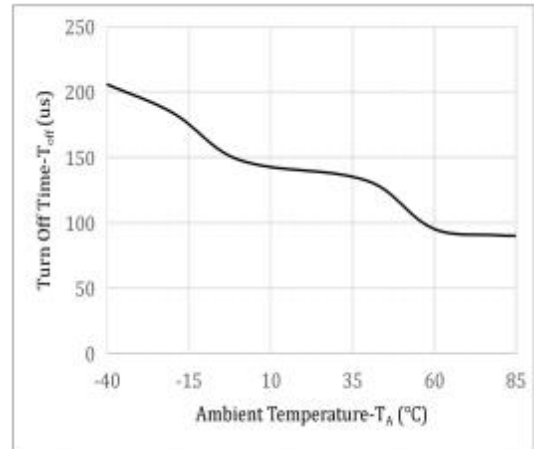


Fig.9 Turn On Time vs. LED Forward Current

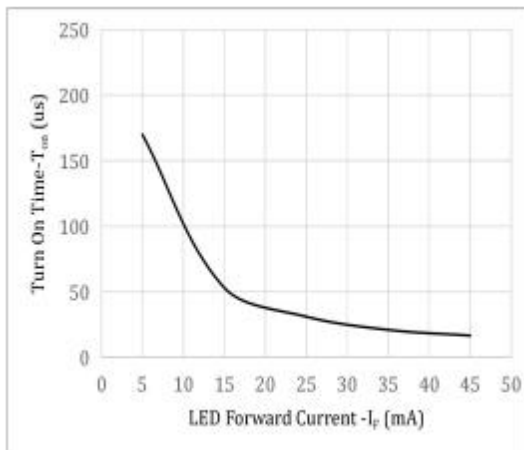
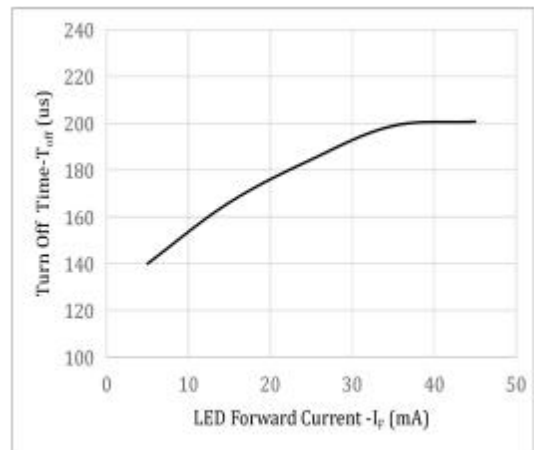
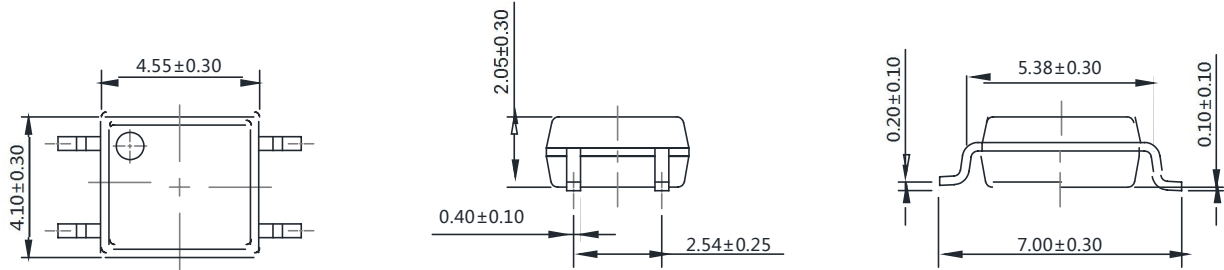


Fig.10 Turn Off Time vs. LED Forward Current



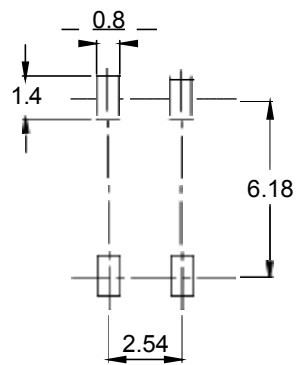
## 外形尺寸 Outline Dimensions

### SOP4



单位 Unit: mm

## 建议焊盘布局 Recommended Pad Layout



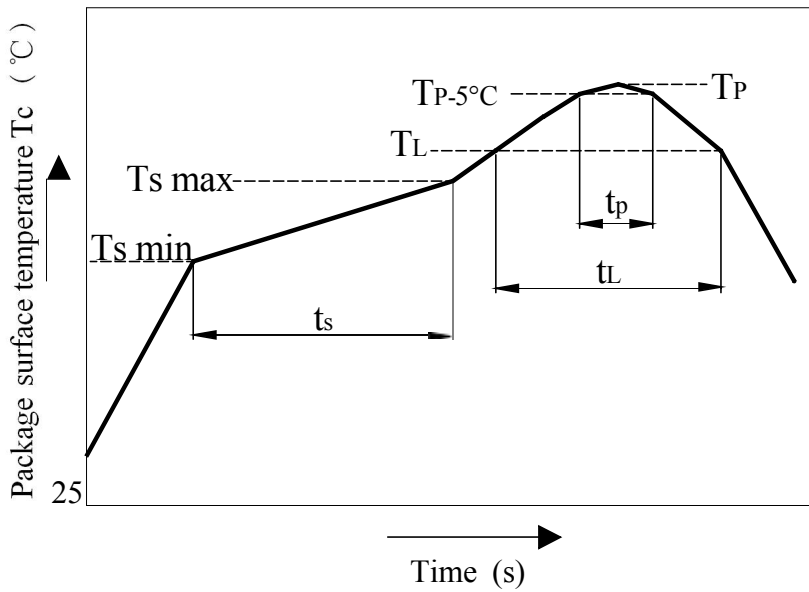
单位 Unit: mm

注：上图为产品正视图。

Note: The picture above is the front view of the product.



### 回流焊温度曲线图 Solder Reflow Profile



项目 Item	符号 Symbol	最小值 Min.	最大值 Max	单位 Unit
预热温度 Preheat Temperature	$T_s$	150	200	$^{\circ}\text{C}$
预热时间 Preheat Time	$t_s$	60	120	s
升温速率 Ramp-Up Rate ( $T_L$ to $T_P$ )	-	-	3	$^{\circ}\text{C}/\text{s}$
液相线温度 Liquidus Temperature	$T_L$	217		$^{\circ}\text{C}$
时间高于 $T_L$ Time Above $T_L$	$t_L$	60	150	s
峰值温度 Peak Temperature	$T_P$	-	260	$^{\circ}\text{C}$
$T_c$ 在 $(T_P-5)$ 和 $T_P$ 之间的时间 Time During Which $T_c$ Is Between $(T_P-5)$ and $T_P$	$t_p$	-	30	s
降温速率 Ramp-down Rate ( $T_P$ to $T_L$ )	-	-	6	$^{\circ}\text{C}/\text{s}$

注：建议在所示的温度和时间条件下进行回流焊，最多不能超过三次。

Note: Reflow soldering is recommended at the temperatures and times shown, no more than three times.

## 波峰焊温度曲线图 Wave Soldering Profile



## 手工烙铁焊接 Soldering with hand soldering iron

- A. 手工烙铁焊仅用于产品返修或样品测试；  
Hand soldering iron is only used for product rework or sample testing;
- B. 手工烙铁焊要求：温度  $360^{\circ}\text{C} \pm 5^{\circ}\text{C}$ ，时间  $\leq 3\text{s}$ 。  
Manual soldering method Temperature:  $360^{\circ}\text{C} \pm 5^{\circ}\text{C}$ , within 3s.

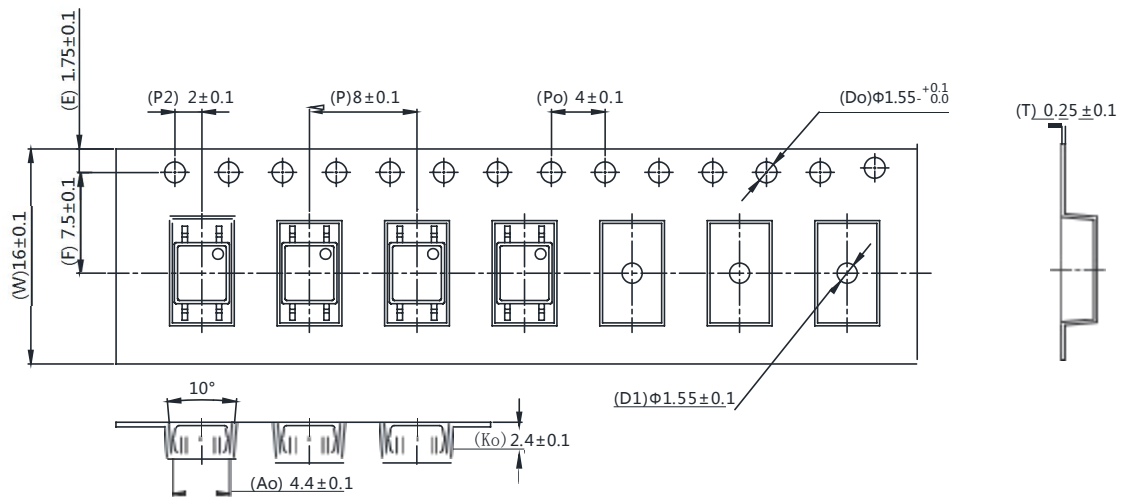
## 包装 Packing

### ■ 汇总表 Summary table

封装形式	包装方式	盘数量	盒数量	箱数量	静电袋规格	盒规格	箱(双瓦楞)规格	备注
SOP4	卷盘 ( $\phi 330\text{mm}$ 蓝盘)	3000 只/盘	2 盘/盒	10 盒/箱	380*380mm	340*60*340 mm	620*360*365cm	首尾端空至少 200mm
Package Type	Packing Form	Quantity per Reel	Quantity per Box	Quantity per Carton	Antistatic Bag Specification	Box Specification	Carton Specification	Note
SOP4	Reel ( $\phi 330\text{mm}$ Blue)	3000 pcs /reel	2 reels /box	10 boxes /ctn	380*380mm	340*60*340 mm	620*360*365cm	Leave at least 200mm of blank space at both ends

### ■ 编带包装 Tape & Reel

- 1) 每卷数量：3000 只。  
Qty/reel : 3000 pcs.
- 2) 每箱数量：60000 只。  
Qty/ctn : 60000 pcs.
- 3) 内包装：每盒 2 盘。  
Inner packing : 2 reels/box.
- 4) 示意图 Schematic :



单位 Unit : mm

## 注意 Attention

- 奥特持续不断改进质量、可靠性、功能或设计，保留此文件更改的权利恕不另行通知。  
AOTE continuously improve quality, reliability, function or design. We reserve the right to change this document without notice.
- 请遵守产品规格书使用，奥特不对使用时不符合产品规格书条件而导致的质量问题负责。  
Please use in accordance with the product specification. AOTE is not responsible for the quality problems caused by non-compliance with the product specifications.
- 对于需要高可靠性或安全性的设备/装置需求，请联系我们的销售人员。  
For equipment/devices where high reliability or safety is required, please contact our sales representatives.
- 当需要用于任何“特定”应用时，请咨询我们的销售人员。  
When requiring a device for any “specific” application, please contact our sales in advice.
- 如对文件中表述的内容有疑问，欢迎联系我们。  
If you have any questions about the contents of the document, please contact us.