

»Performance Specification

Model	I-hold (A)	I-trip (A)	Vmax (Vdc)	Imax (A)	Pd typ (W)	Max. Time to trip		R0 min (Ohm)	R1max (Ohm)
						Curren (A)	Time (Sec.)		
SMD1812-010/30N	0.10	0.30	30.00	100.00	0.80	0.50	1.50	1.40	15.00
SMD1812-010/60N	0.10	0.30	60.00	10.00	0.80	0.50	1.50	1.40	15.00
SMD1812-014/60N	0.14	0.34	60.00	10.00	0.80	1.50	0.15	1.20	6.50
SMD1812-020/30N	0.20	0.40	30.00	100.00	0.80	8.00	0.02	0.80	5.00
SMD1812-020/60N	0.20	0.40	60.00	10.00	0.80	8.00	0.02	1.20	6.00
SMD1812-030/30N	0.30	0.60	30.00	40.00	0.80	8.00	0.05	0.40	3.00
SMD1812-030/48N	0.30	0.60	48.00	40.00	0.80	8.00	0.05	0.40	3.00
SMD1812-030/60N	0.30	0.60	60.00	40.00	0.80	8.00	0.05	0.40	3.00
SMD1812-035/30N	0.35	0.70	30.00	40.00	0.80	8.00	0.15	0.35	1.80
SMD1812-035/60N	0.35	0.70	60.00	10.00	1.00	8.00	0.15	0.35	2.00
SMD1812-050/16N	0.50	1.00	16.00	100.00	0.80	8.00	0.15	0.15	1.00
SMD1812-050/30N	0.50	1.00	30.00	100.00	0.80	8.00	0.15	0.15	1.00
SMD1812-050/60N	0.50	1.00	60.00	10.00	1.50	8.00	0.15	0.15	1.20
SMD1812-075/16N	0.75	1.50	16.00	100.00	0.80	8.00	0.20	0.11	0.45
SMD1812-075/24N	0.75	1.50	24.00	100.00	0.80	8.00	0.20	0.11	0.45
SMD1812-075/33N	0.75	1.50	33.00	40.00	0.80	8.00	0.20	0.11	0.45
SMD1812-075/33SN	0.75	1.50	33.00	40.00	0.80	8.00	0.20	0.11	0.45
SMD1812-110/8N	1.10	2.20	8.00	100.00	0.80	8.00	0.30	0.050	0.225
SMD1812-110/12N	1.10	2.20	12.00	100.00	0.80	8.00	0.30	0.050	0.225
SMD1812-110/16N	1.10	2.20	16.00	100.00	0.80	8.00	0.30	0.050	0.225
SMD1812-110/24N	1.10	2.20	24.00	40.00	0.80	8.00	0.50	0.045	0.225
SMD1812-110/33N	1.10	2.20	33.00	40.00	0.80	8.00	0.50	0.045	0.225
SMD1812-125/8N	1.25	2.50	8.00	100.00	0.80	8.00	0.40	0.035	0.140
SMD1812-125/12N	1.25	2.50	12.00	100.00	0.80	8.00	0.40	0.035	0.140
SMD1812-125/16N	1.25	2.50	16.00	100.00	0.80	8.00	0.40	0.035	0.140
SMD1812-125/16SN	1.25	2.50	16.00	100.00	0.80	8.00	0.40	0.035	0.140
SMD1812-150/8N	1.50	3.00	8.00	100.00	0.80	8.00	0.30	0.030	0.120
SMD1812-150/12N	1.50	3.00	12.00	100.00	0.80	8.00	0.50	0.030	0.120
SMD1812-150/16N	1.50	3.00	16.00	100.00	0.80	8.00	0.50	0.030	0.120
SMD1812-150/16SN	1.50	3.00	16.00	100.00	0.80	8.00	0.50	0.030	0.120
SMD1812-150/24N	1.50	3.00	24.00	40.00	0.80	8.00	1.50	0.030	0.150
SMD1812-160/8N	1.60	3.20	8.00	100.00	0.80	8.00	0.30	0.030	0.110
SMD1812-160/12N	1.60	3.20	12.00	100.00	0.80	8.00	0.50	0.030	0.110
SMD1812-160/16N	1.60	3.20	16.00	100.00	0.80	8.00	0.50	0.030	0.110

SMD1812-160/16SN	1.60	3.20	16.00	100.00	0.80	8.00	0.50	0.030	0.110
SMD1812-200/8N	2.00	4.00	8.00	100.00	0.80	8.00	2.00	0.020	0.080
SMD1812-200/12N	2.00	4.00	12.00	100.00	1.00	8.00	2.00	0.020	0.080
SMD1812-200/16N	2.00	4.00	16.00	100.00	1.00	8.00	2.00	0.020	0.080
SMD1812-200/24N	2.00	4.00	24.00	100.00	1.00	8.00	2.00	0.02	0.11
SMD1812-200/30N	2.00	4.00	30.00	100.00	1.00	8.00	2.00	0.02	0.11
SMD1812-250/8N	2.50	5.00	8.00	100.00	0.80	8.00	5.00	0.015	0.075
SMD1812-250/12N	2.50	5.00	12.00	100.00	0.80	8.00	5.00	0.015	0.075
SMD1812-250/16N	2.50	5.00	16.00	100.00	1.00	8.00	5.00	0.015	0.075
SMD1812-260/8N	2.60	5.20	8.00	100.00	0.80	8.00	5.00	0.015	0.075
SMD1812-260/12N	2.60	5.20	12.00	100.00	0.80	8.00	5.00	0.015	0.075
SMD1812-260/16N	2.60	5.20	16.00	100.00	1.00	8.00	5.00	0.015	0.075
SMD1812-300/12N	3.00	6.00	12.00	100.00	1.00	8.00	4.00	0.012	0.060
SMD1812-300/8N	3.00	6.00	8.00	100.00	1.00	8.00	4.00	0.012	0.060
SMD1812-300/16N	3.00	6.00	16.00	100.00	1.00	8.00	4.00	0.012	0.060
SMD1812-350/12N	3.50	7.00	12.00	100.00	1.00	10.00	4.00	0.008	0.035
SMD1812-350/6N	3.50	7.00	6.00	100.00	1.00	10.00	4.00	0.008	0.035
SMD1812-350/16N	3.50	7.00	16.00	100.00	1.00	10.00	4.00	0.008	0.035
SMD1812-400/6N	4.00	8.00	6.00	100.00	2.00	10.00	4.00	0.005	0.025

I-hold: Holding Current: maximum current at which the device will not trip in 25°C still air.

I-trip: Tripping Current: minimum current at which the device will trip in 25°C still air.

Vmax: Maximum voltage device can withstand without damage at rated current(I_{max}).

I_{max}: Maximum fault current device can withstand without damage at rated voltage(V_{max}).

P_{d typ}: Typical power dissipated from device when in the tripped state at 25°C still air.

R_{0 min}: Minimum resistance of device in initial (un-soldered) state.

R_{1 max}: Maximum resistance of device at 25°C measured one hour after tripping or reflow soldering of 260°C for 20 sec.

»Environmental Specifications

Operating Temperature	-40 °C to +85 °C
Maximum Device Surface Temperature in Tripped State	125°C
Passive Aging	+85 °C, 1000 hours ; ±5 % typical resistance change
Humidity Aging	+85 °C, 85 % R.H. 1000 hours; ±5 % typical resistance change
Thermal Shock	MIL-STD-202, Method 107; +85 °C to -40 °C, 20 times;-30 % typical resistance change
Solvent Resistance	MIL-STD-202, Method 215 ; No change
Vibration	MIL-STD-883, Method 2007, Condition A; No change
Moisture Sensivity Level	Level 1, J-STD-020
Storage Conditions	+40 °C Max. 70% RH Max. Packed in original packaging.

»Test Procedures And Requirements

No.	Test	Test Conditions	Accept/Reject Criteria
1	R0 min	Resistance measurement at 25°C	$R0min \leq R \leq R1max$
2	R1 max	Resistance measurement one hour after post trip	$R0min \leq R \leq R1max$
3	I-hold	Hold rated current 1800 second without trip, @ 25°C	No trip
4	I-trip	Device must trip within 900 second under rated current, @25°C	Trip
5	Max. time to trip	At specified current, 25°C	$T \leq \text{max. time to trip (seconds)}$
6	Trip Cycle Life	V_{max}, I_{max} , 100 cycles	No arcing or burning
7	Trip Endurance	V_{max}, I_{max} 24 hours	No arcing or burning
8	Solderability	ANSI/J-STD-002	95 % min. coverage

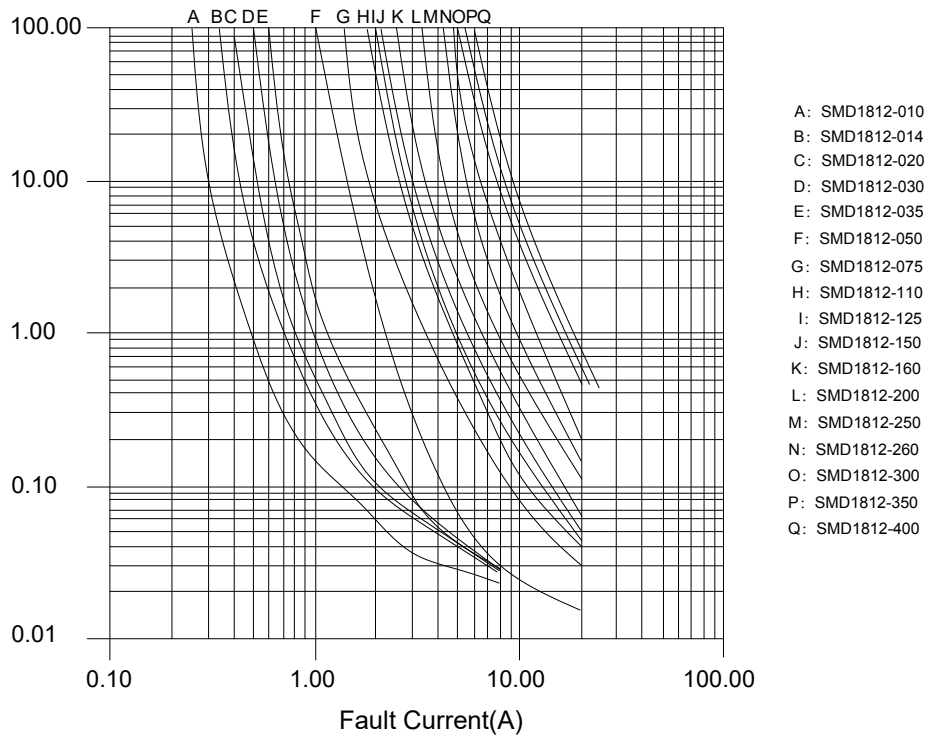
»Thermal Derading Chart Recommended Hold Current(A) at Ambient Temperature(°C)

Model	Ambient Operating Temperature								
	-40°C	-20°C	0°C	25°C	40°C	50°C	60°C	70°C	85°C
SMD1812-010/30N	0.16	0.14	0.12	0.10	0.08	0.07	0.06	0.05	0.03
SMD1812-010/60N	0.16	0.14	0.12	0.10	0.08	0.07	0.06	0.05	0.03
SMD1812-014/60N	0.23	0.19	0.17	0.14	0.12	0.10	0.09	0.08	0.06
SMD1812-020/30N	0.29	0.26	0.23	0.20	0.17	0.15	0.14	0.12	0.10
SMD1812-020/60N	0.29	0.26	0.23	0.20	0.17	0.15	0.14	0.12	0.10
SMD1812-030/30N	0.43	0.39	0.34	0.30	0.26	0.22	0.21	0.17	0.14
SMD1812-030/48N	0.43	0.39	0.34	0.30	0.26	0.22	0.21	0.17	0.14
SMD1812-030/60N	0.43	0.39	0.34	0.30	0.26	0.22	0.21	0.17	0.14
SMD1812-035/30N	0.50	0.45	0.40	0.35	0.30	0.26	0.24	0.20	0.16
SMD1812-035/60N	0.50	0.45	0.40	0.35	0.30	0.26	0.24	0.20	0.16
SMD1812-050/16N	0.77	0.68	0.59	0.50	0.44	0.40	0.37	0.33	0.29

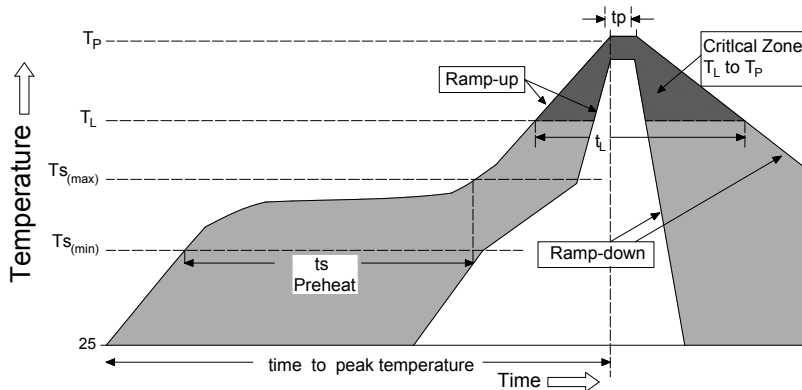
SMD1812-050/30N	0.77	0.68	0.59	0.50	0.44	0.40	0.37	0.33	0.29
SMD1812-050/60N	0.77	0.68	0.59	0.50	0.44	0.40	0.37	0.33	0.29
SMD1812-075/16N	1.15	1.01	0.88	0.75	0.65	0.60	0.55	0.49	0.43
SMD1812-075/24N	1.15	1.01	0.88	0.75	0.65	0.60	0.55	0.49	0.43
SMD1812-075/33N	1.15	1.01	0.88	0.75	0.65	0.60	0.55	0.49	0.43
SMD1812-075/33SN	1.15	1.01	0.88	0.75	0.65	0.60	0.55	0.49	0.43
SMD1812-110/8N	1.59	1.43	1.26	1.10	0.95	0.87	0.80	0.71	0.60
SMD1812-110/12N	1.59	1.43	1.26	1.10	0.95	0.87	0.80	0.71	0.60
SMD1812-110/16N	1.59	1.43	1.26	1.10	0.95	0.87	0.80	0.71	0.60
SMD1812-110/24N	1.59	1.43	1.26	1.10	0.95	0.87	0.80	0.71	0.60
SMD1812-110/33N	1.59	1.43	1.26	1.10	0.95	0.87	0.80	0.71	0.60
SMD1812-125/8N	2.00	1.75	1.52	1.25	1.00	0.95	0.90	0.75	0.53
SMD1812-125/12N	2.00	1.75	1.52	1.25	1.00	0.95	0.90	0.75	0.53
SMD1812-125/16N	2.00	1.75	1.52	1.25	1.00	0.95	0.90	0.75	0.53
SMD1812-125/16SN	2.00	1.75	1.52	1.25	1.00	0.95	0.90	0.75	0.53
SMD1812-150/8N	2.06	1.93	1.79	1.50	1.28	1.10	1.02	0.80	0.68
SMD1812-150/12N	2.06	1.93	1.79	1.50	1.28	1.10	1.02	0.80	0.68
SMD1812-150/16N	2.06	1.93	1.79	1.50	1.28	1.10	1.02	0.80	0.68
SMD1812-150/16SN	2.06	1.93	1.79	1.50	1.28	1.10	1.02	0.80	0.68
SMD1812-150/24N	2.06	1.93	1.79	1.50	1.28	1.10	1.02	0.80	0.68
SMD1812-160/8N	2.20	2.06	1.91	1.60	1.36	1.17	1.09	0.85	0.72
SMD1812-160/12N	2.20	2.06	1.91	1.60	1.36	1.17	1.09	0.85	0.72
SMD1812-160/16N	2.20	2.06	1.91	1.60	1.36	1.17	1.09	0.85	0.72
SMD1812-160/16SN	2.20	2.06	1.91	1.60	1.36	1.17	1.09	0.85	0.72
SMD1812-200/8N	2.60	2.44	2.22	2.00	1.78	1.67	1.50	1.45	1.29
SMD1812-200/12N	2.60	2.44	2.22	2.00	1.78	1.67	1.50	1.45	1.29
SMD1812-200/16N	2.60	2.44	2.22	2.00	1.78	1.67	1.50	1.45	1.29
SMD1812-200/24N	2.60	2.44	2.22	2.00	1.78	1.67	1.50	1.45	1.29
SMD1812-200/30N	2.60	2.44	2.22	2.00	1.78	1.67	1.50	1.45	1.29
SMD1812-250/8N	3.27	3.04	2.88	2.50	2.21	2.07	1.92	1.78	1.57
SMD1812-250/12N	3.27	3.04	2.88	2.50	2.21	2.07	1.92	1.78	1.57
SMD1812-250/16N	3.27	3.04	2.88	2.50	2.21	2.07	1.92	1.78	1.57
SMD1812-260/8N	3.40	3.16	3.00	2.60	2.30	2.15	2.00	1.85	1.63
SMD1812-260/12N	3.40	3.16	3.00	2.60	2.30	2.15	2.00	1.85	1.63
SMD1812-260/16N	3.40	3.16	3.00	2.60	2.30	2.15	2.00	1.85	1.63
SMD1812-300/12N	4.13	3.75	3.30	3.00	2.62	2.43	2.25	2.00	1.78
SMD1812-300/8N	4.13	3.75	3.30	3.00	2.62	2.43	2.25	2.00	1.78
SMD1812-300/16N	4.13	3.75	3.30	3.00	2.62	2.43	2.25	2.00	1.78
SMD1812-350/12N	4.84	4.39	4.04	3.50	2.98	2.66	2.35	1.88	1.55
SMD1812-350/6N	4.84	4.39	4.04	3.50	2.98	2.66	2.35	1.88	1.55
SMD1812-350/16N	4.84	4.39	4.04	3.50	2.98	2.66	2.35	1.88	1.55
SMD1812-400/6N	5.80	5.20	4.60	4.00	3.35	3.12	2.75	2.45	2.10

»Typical time to trip at 25°C

1812 Series TTT Vs Fault current chart



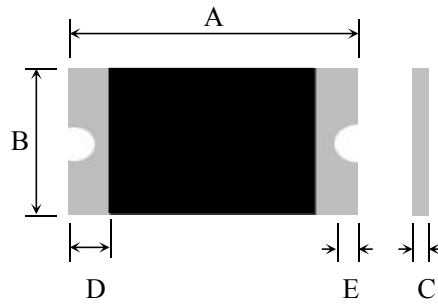
»Soldering Parameters



Profile Feature		Pb-Free Assembly
Average Ramp-Up Rate (Ts(max) to TP)		3°C/second max
Pre Heat:	Temperature Min (Ts(min))	150°C
	Temperature Max (Ts(max))	200°C
	Time (Min to Max) (ts)	60 – 180 secs
Time Maintained Above:	Temperature (TL)	217°C
	Temperature (tL)	60 – 150 seconds
Peak / Classification Temperature (TP)		260 ^{+0/-5} °C
Time within 5°C of actual peak Temperature (tp)		20 – 40 seconds
Ramp-down Rate		6°C/second max
Time 25°C to peak Temperature (TP)		8 minutes Max.

- ◆All temperature refer to topside of the package, measured on the package body surface
- ◆If reflow temperature exceeds the recommended profile, devices may not meet the performance requirements
- ◆Recommended reflow methods: IR, vapor phase oven, hot air oven, N2 environment for lead
- ◆Recommended maximum paste thickness is 0.25mm (0.010inch)
- ◆Devices can be cleaned using standard industry methods and solvents

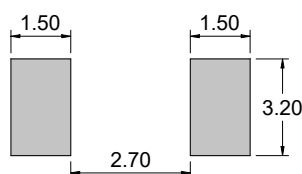
»Physical Dimensions(mm)



Model	A		B		C		D		E
	Min	Max	Min	Max	Min	Max	Min	Max	Min
SMD1812-010/30N	4.37	4.73	3.07	3.41	0.65	1.15	0.30	1.20	0.20
SMD1812-010/60N	4.37	4.73	3.07	3.41	0.65	1.15	0.30	1.20	0.20
SMD1812-014/60N	4.37	4.73	3.07	3.41	0.65	1.15	0.30	1.20	0.20
SMD1812-020/30N	4.37	4.73	3.07	3.41	0.65	1.15	0.30	1.20	0.20
SMD1812-020/60N	4.37	4.73	3.07	3.41	0.65	1.15	0.30	1.20	0.20
SMD1812-030/30N	4.37	4.73	3.07	3.41	0.65	1.15	0.30	1.20	0.20
SMD1812-030/48N	4.37	4.73	3.07	3.41	0.65	1.15	0.30	1.20	0.20
SMD1812-030/60N	4.37	4.73	3.07	3.41	0.65	1.15	0.30	1.20	0.20
SMD1812-035/30N	4.37	4.73	3.07	3.41	0.65	1.15	0.30	1.20	0.20
SMD1812-035/60N	4.37	4.73	3.07	3.41	1.00	1.50	0.30	1.20	0.20
SMD1812-050/16N	4.37	4.73	3.07	3.41	0.35	0.85	0.30	1.20	0.20
SMD1812-050/30N	4.37	4.73	3.07	3.41	0.35	0.85	0.30	1.20	0.20
SMD1812-050/60N	4.37	4.73	3.07	3.41	1.00	1.50	0.30	1.20	0.20
SMD1812-075/16N	4.37	4.73	3.07	3.41	0.35	0.85	0.30	1.20	0.20
SMD1812-075/24N	4.37	4.73	3.07	3.41	0.35	0.85	0.30	1.20	0.20
SMD1812-075/33N	4.37	4.73	3.07	3.41	0.65	1.15	0.30	1.20	0.20
SMD1812-075/33SN	4.37	4.73	3.07	3.41	0.35	0.85	0.30	1.20	0.20
SMD1812-110/8N	4.37	4.73	3.07	3.41	0.35	0.85	0.30	1.20	0.20
SMD1812-110/12N	4.37	4.73	3.07	3.41	0.35	0.85	0.30	1.20	0.20
SMD1812-110/16N	4.37	4.73	3.07	3.41	0.35	0.85	0.30	1.20	0.20
SMD1812-110/24N	4.37	4.73	3.07	3.41	0.65	1.15	0.30	1.20	0.20
SMD1812-110/33N	4.37	4.73	3.07	3.41	0.85	1.35	0.30	1.20	0.20
SMD1812-125/8N	4.37	4.73	3.07	3.41	0.35	0.85	0.30	1.20	0.20
SMD1812-125/12N	4.37	4.73	3.07	3.41	0.35	0.85	0.30	1.20	0.20
SMD1812-125/16N	4.37	4.73	3.07	3.41	0.65	1.15	0.30	1.20	0.20
SMD1812-125/16SN	4.37	4.73	3.07	3.41	0.35	0.85	0.30	1.20	0.20
SMD1812-150/8N	4.37	4.73	3.07	3.41	0.35	0.85	0.30	1.20	0.20
SMD1812-150/12N	4.37	4.73	3.07	3.41	0.35	0.85	0.30	1.20	0.20
SMD1812-150/16N	4.37	4.73	3.07	3.41	0.65	1.15	0.30	1.20	0.20
SMD1812-150/16SN	4.37	4.73	3.07	3.41	0.35	0.85	0.30	1.20	0.20

SMD1812-150/24N	4.37	4.73	3.07	3.41	0.85	1.35	0.30	1.20	0.20
SMD1812-160/8N	4.37	4.73	3.07	3.41	0.35	0.85	0.30	1.20	0.20
SMD1812-160/12N	4.37	4.73	3.07	3.41	0.35	0.85	0.30	1.20	0.20
SMD1812-160/16N	4.37	4.73	3.07	3.41	0.65	1.15	0.30	1.20	0.20
SMD1812-160/16SN	4.37	4.73	3.07	3.41	0.35	0.85	0.30	1.20	0.20
SMD1812-200/8N	4.37	4.73	3.07	3.41	0.35	0.85	0.30	1.20	0.20
SMD1812-200/12N	4.37	4.73	3.07	3.41	0.65	1.15	0.30	1.20	0.20
SMD1812-200/16N	4.37	4.73	3.07	3.41	0.65	1.15	0.30	1.20	0.20
SMD1812-200/24N	4.37	4.73	3.07	3.41	0.85	1.35	0.30	1.20	0.20
SMD1812-200/30N	4.37	4.73	3.07	3.41	0.85	1.35	0.30	1.20	0.20
SMD1812-250/8N	4.37	4.73	3.07	3.41	0.35	0.85	0.30	1.20	0.20
SMD1812-250/12N	4.37	4.73	3.07	3.41	0.65	1.15	0.30	1.20	0.20
SMD1812-250/16N	4.37	4.73	3.07	3.41	0.85	1.35	0.30	1.20	0.20
SMD1812-260/8N	4.37	4.73	3.07	3.41	0.35	0.85	0.30	1.20	0.20
SMD1812-260/12N	4.37	4.73	3.07	3.41	0.65	1.15	0.30	1.20	0.20
SMD1812-260/16N	4.37	4.73	3.07	3.41	0.85	1.35	0.30	1.20	0.20
SMD1812-300/12N	4.37	4.73	3.07	3.41	0.85	1.35	0.30	1.20	0.20
SMD1812-300/8N	4.37	4.73	3.07	3.41	0.85	1.35	0.30	1.20	0.20
SMD1812-300/16N	4.37	4.73	3.07	3.41	0.85	1.35	0.30	1.20	0.20
SMD1812-350/12N	4.37	4.73	3.07	3.41	1.00	1.50	0.30	1.20	0.20
SMD1812-350/6N	4.37	4.73	3.07	3.41	0.85	1.35	0.30	1.20	0.20
SMD1812-350/16N	4.37	4.73	3.07	3.41	1.00	1.50	0.30	1.20	0.20
SMD1812-400/6N	4.37	4.73	3.07	3.41	1.00	1.50	0.30	1.20	0.20

»Recommended Pad Layout (mm)&Physical Specifications



Terminal Material	Tin-Plated Nickle-Copper (Solder Material: Matte Tin (Sn))
Lead Solderability	Meets EIA Specification RS186-9E, ANSI/J-STD-002 Category 3.

»Tape And Reel Specifications (mm)&Packaging quantity

TAPE SPECIFICATIONS: EIA-481-1 (mm)					
Item	SMD1812-050/16N	SMD1812-050/30N	SMD1812-010/30N	SMD1812-010/60N	SMD1812-035/60N
	SMD1812-075/16N	SMD1812-075/24N	SMD1812-014/60N	SMD1812-020/30N	SMD1812-050/60N
	SMD1812-075/33SN	SMD1812-110/8N	SMD1812-020/60N	SMD1812-030/30N	SMD1812-110/33N
	SMD1812-110/12N	SMD1812-110/16N	SMD1812-030/60N	SMD1812-035/30N	SMD1812-150/24N
	SMD1812-125/8N	SMD1812-125/12N	SMD1812-075/33N	SMD1812-110/24N	SMD1812-200/24N
	SMD1812-125/16SN	SMD1812-150/8N	SMD1812-125/16N	SMD1812-150/16N	SMD1812-200/30N
	SMD1812-150/12N	SMD1812-150/16SN	SMD1812-160/16N	SMD1812-200/12N	SMD1812-250/16N
	SMD1812-160/8N	SMD1812-160/12N	SMD1812-200/16N	SMD1812-250/12N	SMD1812-260/16N
	SMD1812-160/16SN	SMD1812-200/8N	SMD1812-260/12N		SMD1812-300/8N
	SMD1812-250/8N	SMD1812-260/8N			SMD1812-300/12N
				SMD1812-300/16N	
				SMD1812-350/6N	
				SMD1812-350/12N	
				SMD1812-350/16N	
				SMD1812-400/6N	
W	12.0±0.10		12.0±0.10		12.0±0.10
F	5.50±0.05		5.50±0.05		5.50±0.05
E1	1.75±0.10		1.75±0.10		1.75±0.10
D0	1.55±0.05		1.55±0.05		1.55±0.05
D1	1.50 min		1.50 min		1.50 min
P0	4.0±0.10		4.0±0.10		4.0±0.10
P1	8.0±0.10		8.0±0.10		8.0±0.10
P2	2.0±0.05		2.0±0.05		2.0±0.05
A0	3.58±0.10		3.58±0.10		3.50±0.10
B0	4.93±0.10		4.93±0.10		4.90±0.10
T	0.25±0.05		0.25±0.05		0.25±0.05
K0	0.87±0.10		1.30±0.10		1.70±0.10
Leader	390mm		390mm		390mm
Trailer	160mm		160mm		160mm
Q'ty	2,000pcs/Reel		1,500pcs/Reel		1,000pcs/Reel

REEL DIMENSIONS: EIA-481-1 (mm)	
C	Ø178±1.0
D	Ø60.2±0.5
W	13.2±1.5
H	16.0±0.5

