

SMD Common Mode Line Filter

FC-SLF0502 –Series

Small size


Insulation Resistance 10MΩ min

Frequency Range: 100 kHz, 0.1 Vrms

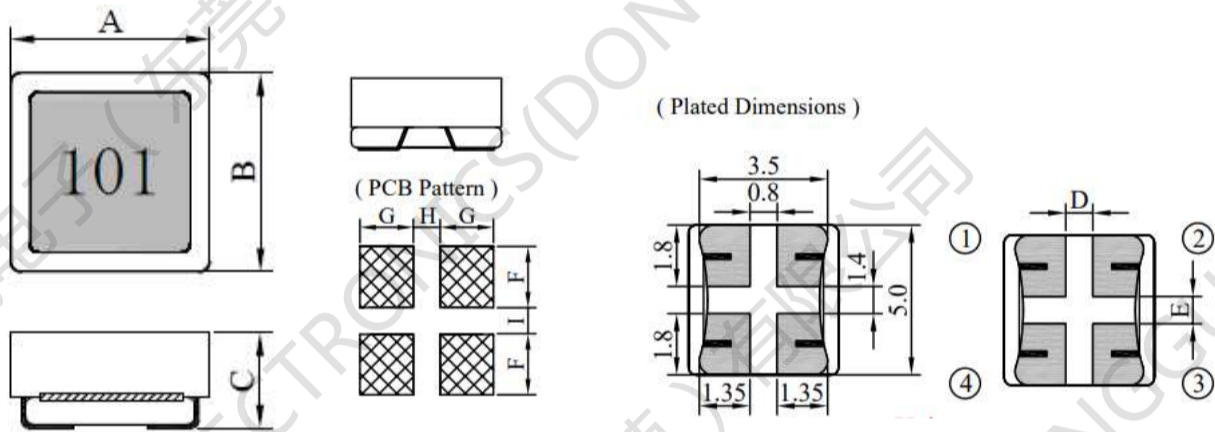
Low Primary DCR version

Ambient temperature -40° C to +85° C

Storage temperature Component: -40° C to +125° C



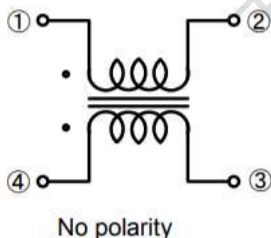
1. Dimensions:mm



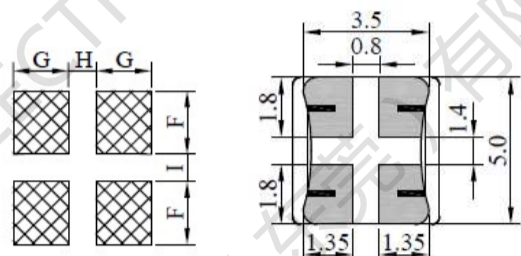
Unit : mm

A	B	C	D	E	F	G	H	I
5.00 ±0.3	5.00 ±0.3	2.50 max.	0.80 typ.	1.00 typ.	2.30 typ.	1.60 ref.	0.80 ref.	1.00 ref.

2.Schematic:



3. : LAYOUT RECOMMENDATION



Unit : mm

FC-SLF0502 –Series -SMD Common Mode Line Filter

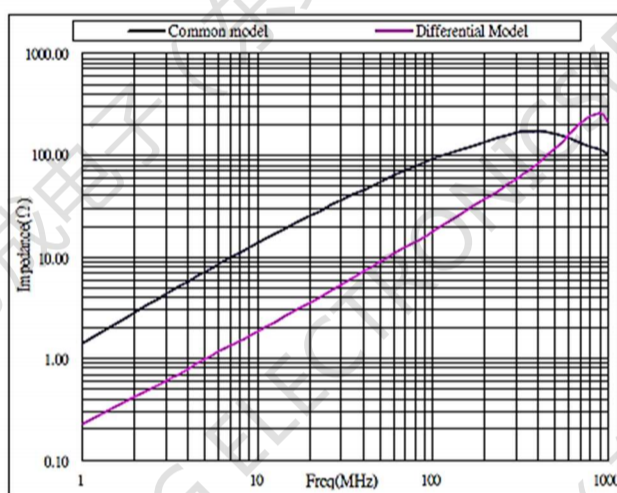
4. ELECTRIC CHARACTERISTICS

Number Part	Inductance (uH)	Common mode impedance (at 100MHz)	IDC (A)	RDC (mΩ)	Z / Max (KΩ)	Freq.range (MHz)
FC-SLF0502101YL	0.23	0.10 ±35%	6.0	15.0	0.06	90
FC-SLF0502251YL	0.55	0.25 ±35%	5.0	20.0	0.12	80
FC-SLF0502501YL	1.10	0.50 ±35%	4.0	30.0	0.20	60
FC-SLF0502102YL	2.50	1.00 ±35%	2.0	45.0	0.40	50
FC-SLF0502142YL	2.60	1.40 ±35%	1.5	55.0	0.45	40

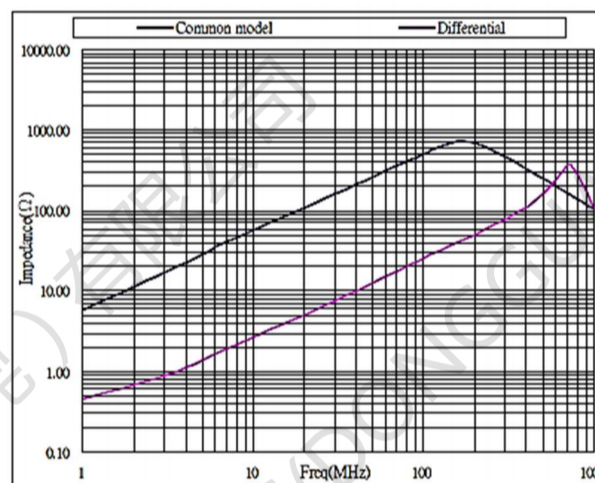
Inductance Test Condition. : 100kHz / 0.1V, Rated voltage 50 Vdc ; Withstand Voltage 125Vdc

Insulation Resistance 10MΩ min. IDC base on Temp. rise 40°C typ.

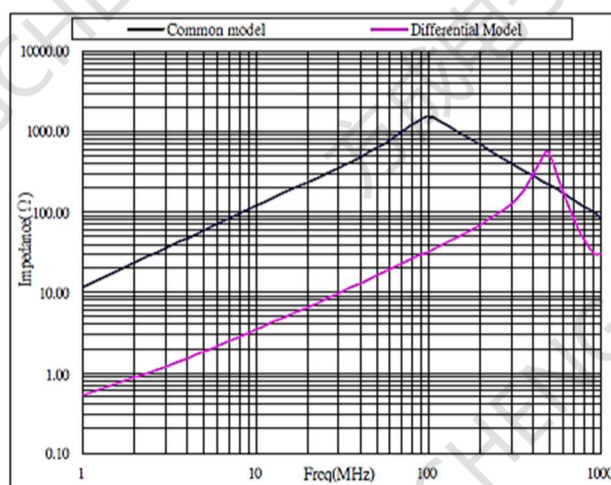
5. Typical Impedance Characteristics:



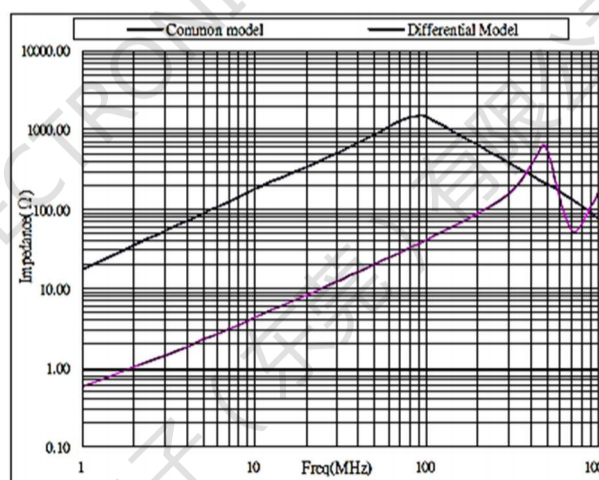
FC-SLF0502-101YL



FC-SLF0502-501YL



FC-SLF0502-102YL



FC-SLF0502-142YL