



Features

- Low driver power requirements (TTL/CMOS Compatible)
- High reliability
- Arc-Free with no snubbing circuits
- 3750 / 5000 Vrms Input/Output isolation
- Tape & Reel version available

Applications

- Telecommunications (PC, Electronic notepad)
- Measuring and Testing equipment
- Industrial control
- Security equipments
- High speed inspection machine

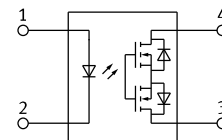
Outline Dimensions



DIP4



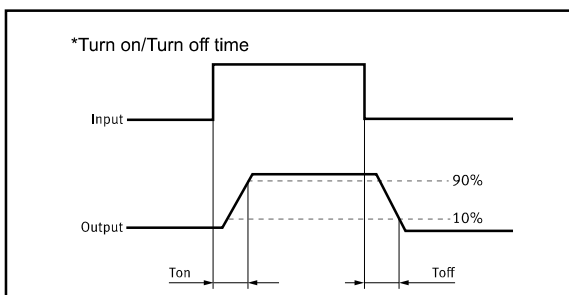
SMD4



1. LED Anode
2. LED Cathode
- 3, 4. Drain (MOS FET)

TYPES

Category	Output rating		Package	Part No.	Packing quantity
	Load voltage	Load current			
AC/DC	600V	80mA	DIP4	GAQY216E	50pcs/tube
			SMD4	GAQY216EH	1000pcs/1reel



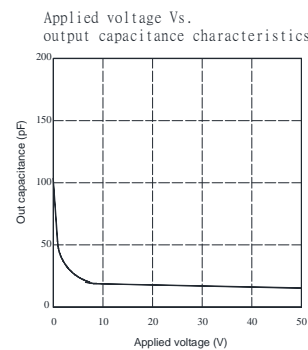
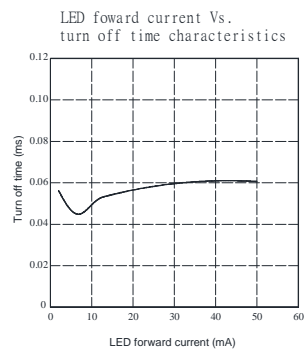
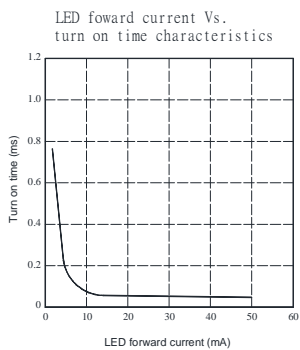
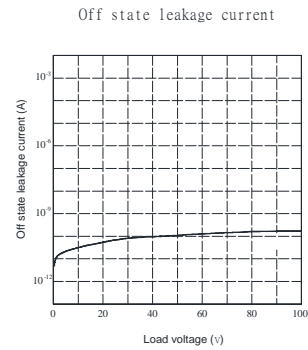
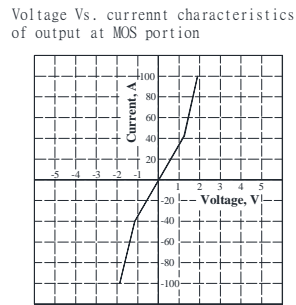
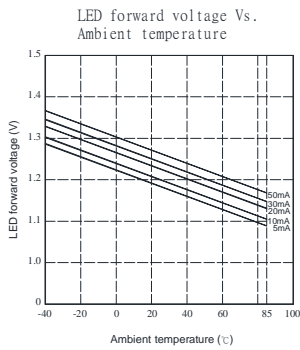
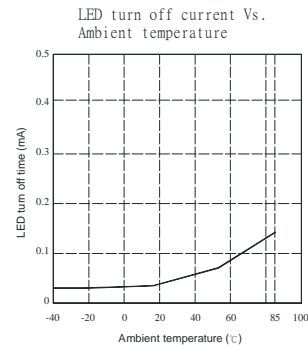
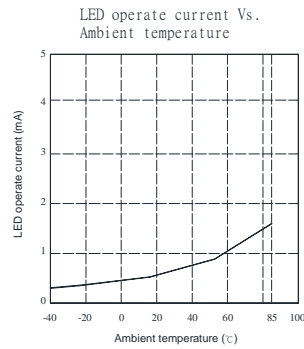
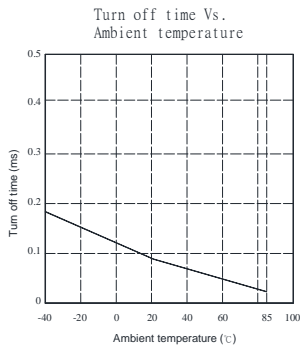
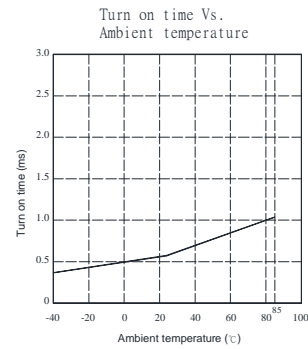
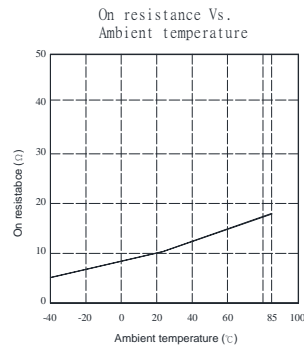
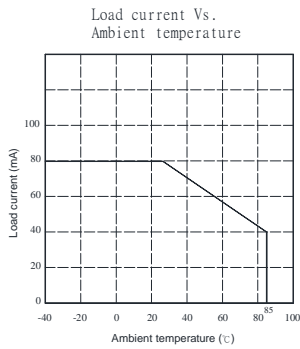
Absolute Maximum Ratings (Ambient Temperature: 25°C)

Item		Symbol	Value	Units	Note
Input	Continuous LED Current	I_F	50	mA	
	Peak LED Current	I_{FP}	1000	mA	f=100Hz, uty=1%
	LED Reverse Voltage	V_R	5	V	
	Input Power Dissipation	P_{In}	75	mW	
Output	Load Voltage	V_L	600	V(AC peak or DC)	
	Load Current	I_L	80	mA	
	Peak Load Current	I_{Peak}	120	mA	100ms(1 pulse)
	Output Power Dissipation	P_{out}	450	mW	
Total Power Dissipation		P_T	500	mW	
I/O Breakdown Voltage		$V_{I/O}$	3750	Vrms	RH=60%, 1min
I/O Breakdown Voltage(Suffix-V)		$V_{I/O}$	5000	Vrms	RH=60%, 1min
Operating Temperature		T_{Opr}	-40 to +85	°C	
Storage Temperature		T_{Stg}	-40 to +100	°C	
Pin Soldering Temperature		T_{Sol}	260	°C	10 sec max.

Electrical Specifications (Ambient Temperature: 25°C)

Item		Symbol	MIN.	TYP.	MAX.	Units	Conditions
Input	LED Forward Voltage	V_F		1.2	1.5	V	$I_F=10mA$
	Operation LED Current	$I_{F On}$		0.5	5.0	mA	
	Recovery LED Current	$I_{F Off}$		0.35	0.5	mA	
	Recovery LED Voltage	$V_{F Off}$	0.7			V	
Output	On-Resistance	R_{On}		35	70	Ω	$I_F=5mA, I_L= Rating$, Time to flow is within 1 sec.
	Off-State Leakage Current	I_{Leak}			1	μA	$V_L=Rating$
	Output Capacitance	C_{out}		100		pF	$V_L=0, f=1MHz$
Transmission	Turn-On Time	T_{On}		0.5	2.0	ms	$I_F=10mA, I_L= Rating$
	Turn-Off Time	T_{Off}		0.02	0.2	ms	
Coupled	I/O Isolation Resistance	$R_{I/O}$	10^{10}			Ω	DC500V
	I/O Capacitance	$C_{I/O}$		0.8	1.5	pF	f=1MHz

Reference Data



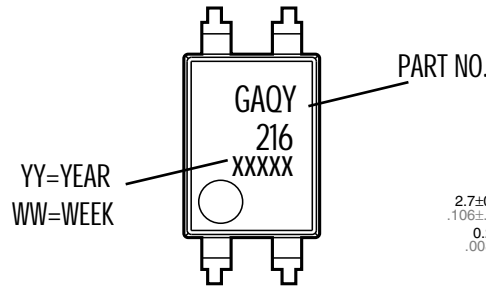
Dimensions

4-SMD

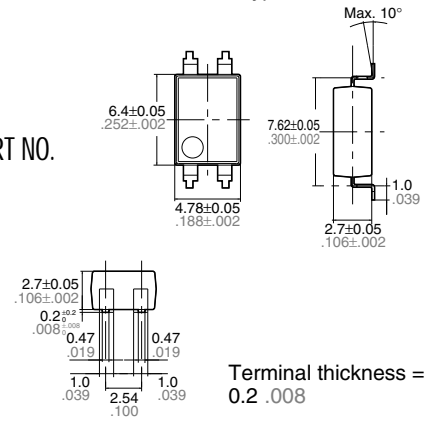


Dimensions

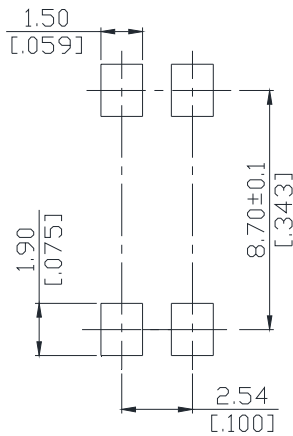
mm inch



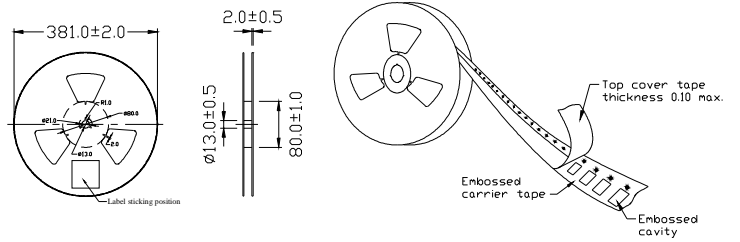
Surface mount terminal type



PC board pattern (Top view)

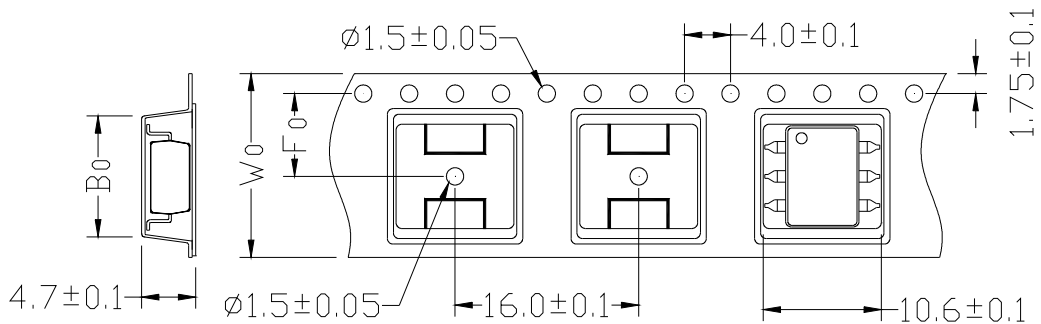


Tape dimensions



Unit : mm [inch]
Tolerance : ± 0.1

Dimensions of tape reel

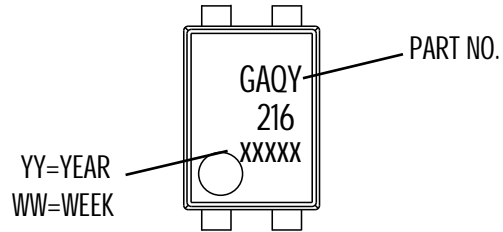


Unit: mm

TYPE	B0 ± 0.1	F0 ± 0.1	W0 ± 0.1	13" REEL/PCS
4P	5.3	7.5	16	1000

Dimensions

4-DIP



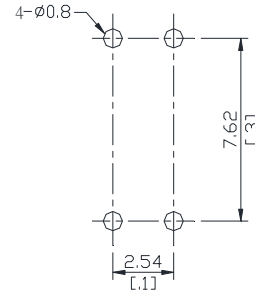
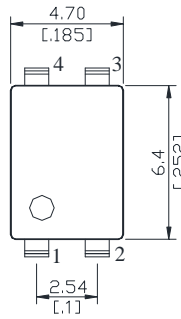
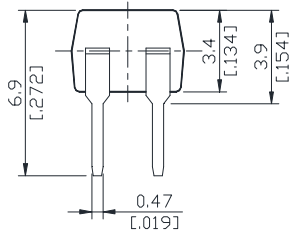
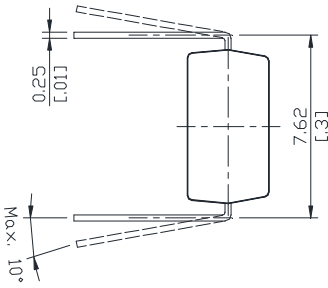
mm inch

Dimensions

Through hole terminal type

PC board pattern

(TOP VIEW)



Unit : mm inch
 Tolerance: +0.2 +.007

DIP type

Devices are packaged in a tube so that pin No. 1 is on the stopper B side. Observe correct orientation when mounting them on PC boards.

