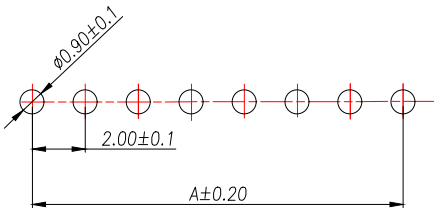
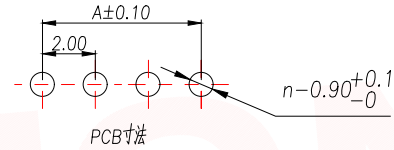
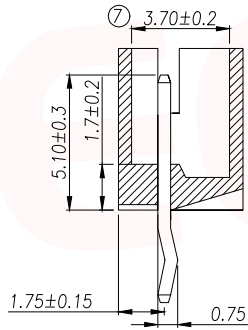
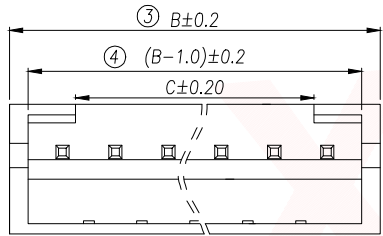
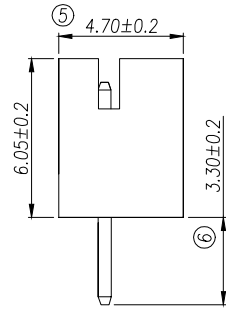
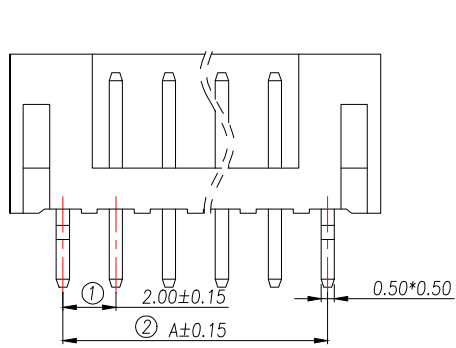


REV.	Q'TY	ECN. NO.	APR.	DATE



SUGGESTED PCB LAYOUT  
(COMPONENT SIDE)

技术要求:

1. 塑件材料: PA66(UL-94V-0)
2. 接触件: 黄铜镀锡
3. 接触电阻: <10mΩ
4. 绝缘电阻: >100MΩ
5. 额定电压: 250V AC DC
6. 额定电流: 2.0A AC DC
7. 耐压: 能承受1000V AC/Minute
8. 工作温度: -25°~+85°
9. 可焊性试验: 浸锡面积>95%温度235 , 时间25±0.5秒
10. 铅和锡等六大有害物质含量要符合环保要求。

Part No	Pin	A	B
XY-PH2.0-2A11-B	2	2.00	6.00
XY-PH2.0-3A11-B	3	4.00	8.00
XY-PH2.0-4A11-B	4	6.00	10.00
XY-PH2.0-5A11-B	5	8.00	12.00
XY-PH2.0-6A11-B	6	10.00	14.00
XY-PH2.0-7A11-B	7	12.00	16.00
XY-PH2.0-8A11-B	8	14.00	18.00
XY-PH2.0-9A11-B	9	16.00	20.00
XY-PH2.0-10A11-B	10	18.00	22.00
XY-PH2.0-11A11-B	11	20.00	24.00
XY-PH2.0-12A11-B	12	22.00	26.00
XY-PH2.0-13A11-B	13	24.00	28.00
XY-PH2.0-14A11-B	14	26.00	30.00
XY-PH2.0-15A11-B	15	28.00	32.00
XY-PH2.0-16A11-B	16	30.00	34.00
XY-PH2.0-17A11-B	17	32.00	36.00
XY-PH2.0-18A11-B	18	34.00	38.00
XY-PH2.0-19A11-B	19	36.00	40.00
XY-PH2.0-20A11-B	20	38.00	42.00

DIMENSION IN mm		TOLERANCE UNLESS OTHERWISE SPECIFIED		厦门市辛译精密电子有限公司 Xiamen XinYi Xyecom Electronics Co.,Ltd			
.X±0.35	X.*±5°	APR.	Alex	TITLE: WAFER PH2.0MM 直针(蓝色)			
.XX±0.25	.X.*±3°	CHK.	Jack	DWG NO. XY-PH2.0-NP11-B			
.XXX±0.15	.XX.*±1°	DRA.	Can	PROJ.	CUSTOMER DRAWING		
		SIZE	A4	SCALE	1:1	SHEET	1/1
				REV.	A		