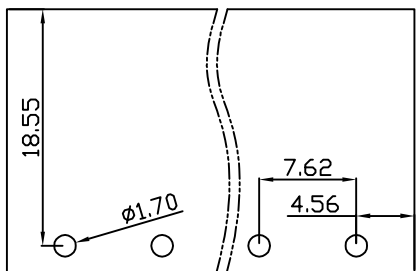

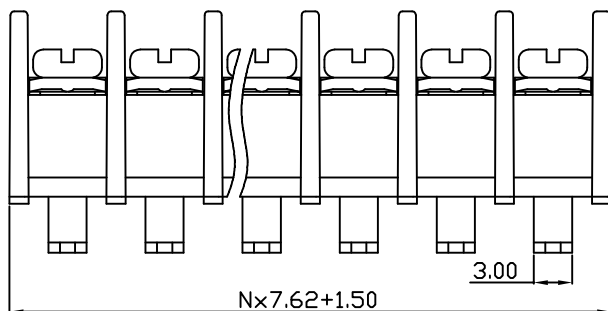
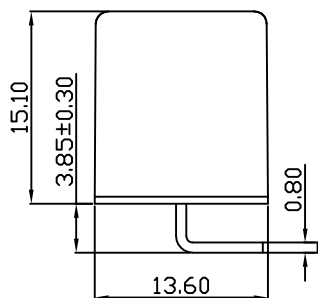
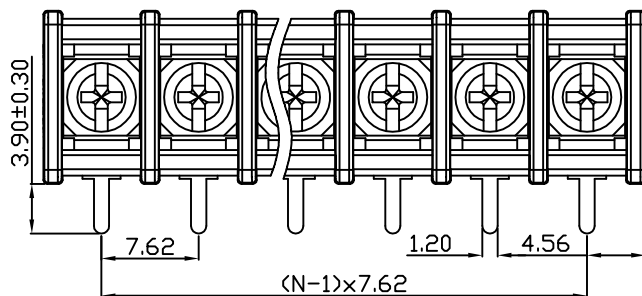


linear dimension(Tolerances Standard GB/T 14486-2008)								—	∇	\perp
variable range	to 6	over 6 to 10	over 10 to 30	over 30 to 60	over 60 to 100	over 100 to 160	over 160 to	to 10	over 10 to 100	over 100 to
tolerance	±0.20	±0.30	±0.50	±0.70	±1.00	±1.30	±1.60	0.10	0.30	0.60



PCB Layout



UL/CUL 技术参数		UL/CUL Technical Data			
等级	Use Group	B	C	D	
额定电压	Rated Voltage [V]	300	-	-	
额定电流	Rated Current [A]	15	-	-	
接线范围	Wire Range	22-14			
单/多芯线	Solid/Stranded [AWG]				
IEC 技术参数		IEC Technical Data			
额定电压	Rated Voltage [V]	250			
额定电流	Rated Current [A]	24			
耐电压	Withstanding Voltage [AWG]	2000V/1Min			
导线截面积	Conductor cross section	2.5			
硬质/柔性导线	Solid/flexible [mm ²]				
材料	Material				
绝缘材料	Insulation Material	PA66			
阻燃等级	Imflammability	UL94V-0			
导体材料	Contactur Material	铜合金 Copper alloy			
导体表面镀层	Contactive Coating	镀锡 Sn Plated			
一般参数		Other Data			
间距	Pitch [mm]	7.62			
极数	Poles [P]	02~24			
螺丝	Screw/扭矩 Torque(Max) [N.m]	M3/0.5			
工作温度	Operating temperatur [°C]	-40~+105			
引针尺寸	Pin Dimensions [mm]	0.80x1.20			
PCB板孔径	PCB Hole Diameter [mm]	1.70			

DBT30R — 7.62 — XXP — C — S/P
 (Series No.) (Pitch) (Poles) Slotted/Phillips
 (Color):GN:(Green), BK:(Black), BU:(Blue), RD:(Red), GY:(Gray)
 OG:(Orange), WT:(White), YL:(Yellow), CR:(Clear)

APPD: JTING Chen 2022.11.27
 CHKD: Duck Mao 2022.11.27
 DRFT: Steven Lu 2022.11.27

DORABO 宁波地博电气有限公司
 Ningbo Dorabo Electric CO., Ltd

NAME: DBT30R-7.62-XXP-C-P

	SIZE: A4	$\frac{\text{mm}}{\text{inch}}$	REV	T0-1
TYPE: CUSTOMER_DRAWING	SCALE: 1:1	SHEET	1/1	