
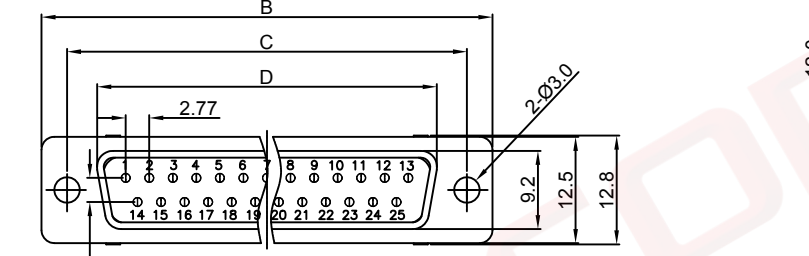
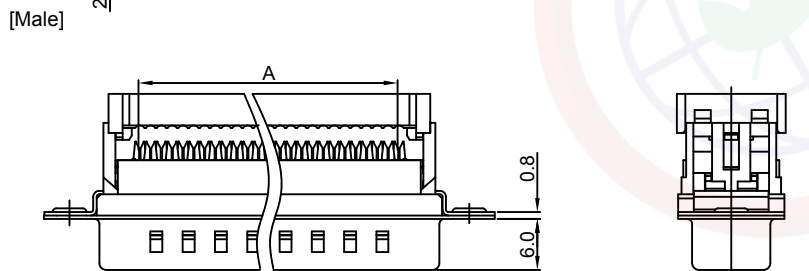
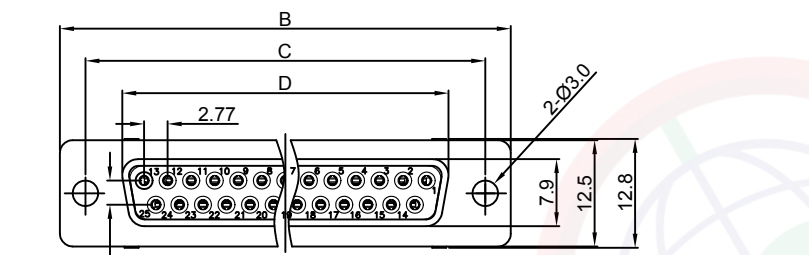
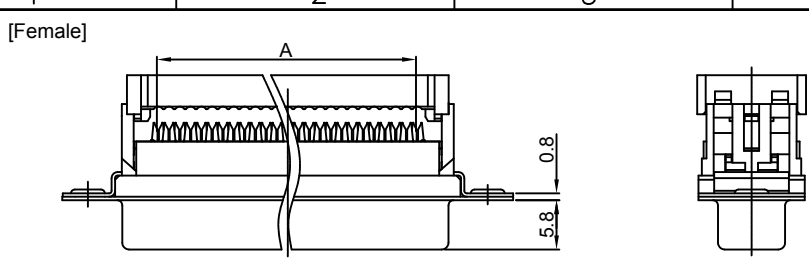
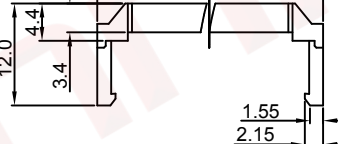
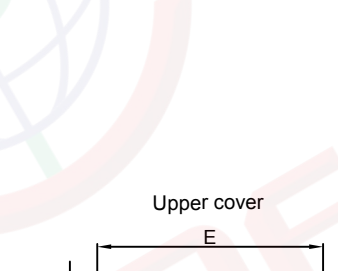



Dept Qty
DC 1
ED 1
IE 1
ISO 1
PD 1
R&D 1
SD 1
QA 1
QC 1
QF 1

The information provided herein is from CONNELY Electronic Co., Ltd. and is confidential. Any disclosure to a party other than the recipient is prohibited. The intellectual properties and its rights contained herein, including but not limited to, trademarks, patents, copyrights, trade secrets, and technical know-how, are owned exclusively by CONNELY or its affiliates. Unauthorized use or reproduction of any part of this document is strictly prohibited. CONNELY may enforce its intellectual property rights at its own discretion, failures or delays to exercise such rights does not constitute a waiver of such rights.



(Series Image-Reference Only)



Dimension

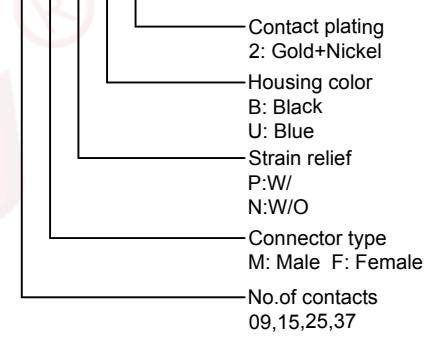
Position	A±0.1	B±0.2	C±0.2	D±0.2		E±0.2
				Male	Female	
9P	10.16	30.80	24.99	17.90	16.33	19.00
15P	17.78	39.14	33.32	26.50	24.66	27.34
25P	30.48	53.04	47.04	40.00	38.38	41.24
37P	45.72	69.32	63.50	56.50	54.84	57.52

REV.	DESCRIPTION	DRAWN	CHECKED	APPROVED
A	NEW RELEASE	YCH 02/01/07'		LJC 02/01/07'
B	PLATING CHANGE	JLZ 02/04/15'		LJC 02/04/15'
C	DRAWING UPDATE	JLZ 11/17/16'		

NOTES:

- Electrical characteristics:
 - 1.1 Contact resistance: 30mΩ Max. Initial.
 - 1.2 Dielectric withstanding voltage: 500V AC(rms) for 1 minute.
 - 1.3 Insulation resistance: 1000MΩ Min.
- Environment characteristics:
 - 2.1 Temperature range: -40°C~+105°C.
- Materials:
 - 3.1 Insulator:PBT+Glass fiber
 - 3.2 Shell:Steel
 - 3.3 Contact:Copper alloy
- Product number code:

DS1036-03 - X X X X X - YT



GENERAL TOLERANCE		ANGLE TOLERANCE	
X.	±0.60	X.	±5°
.X	±0.38	.X	±3°
.XX	±0.25	.XX	±2°

DRAWING TYPE	CUSTOMER		
SCALE	1:1	SHEET	1 OF 1
DRAWING NO.	C-DS1036-03-XXXXX-YT-C		

PROJECTION	TITLE
	D-SUB IDC With Shielding & Cover Type
UNITS	mm
SHEET SIZE	A4
SERIES	DS1036-03 SERIES

晨翔电子有限公司
CONNFLY CONNELY ELECTRONIC CO. LTD