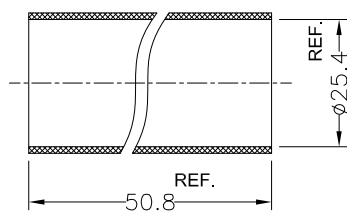
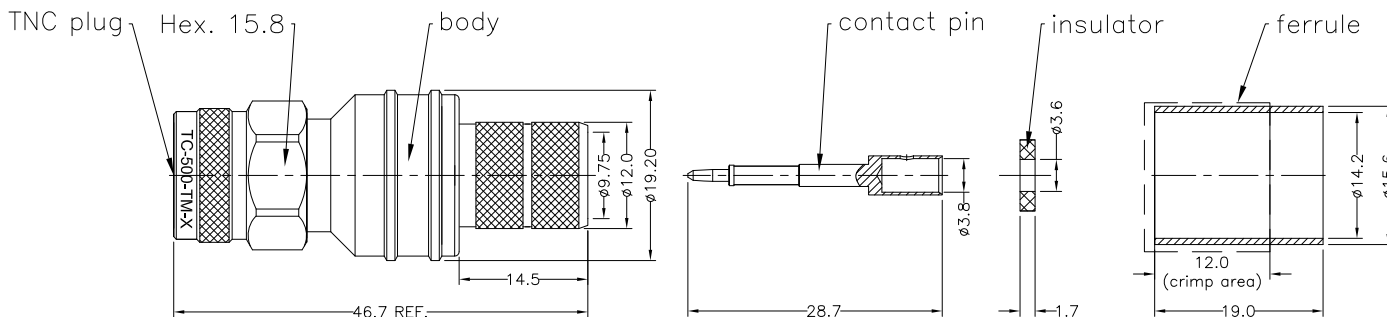
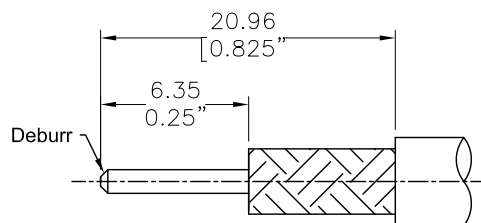


NOTICE OF PROPRIETARY RIGHTS THIS DOCUMENT CONTAINS CONFIDENTIAL DATA, INCLUDING TRADE SECRETS, PROPRIETARY TO TIMES MICROWAVE SYSTEMS. DISCLOSURE OF THIS DATA IS EXPRESSLY CONDITIONED UPON YOUR ASSENT THAT ITS USE IS LIMITED TO USE WITHIN YOUR COMPANY ONLY. ANY OTHER USE IS STRICTLY PROHIBITED WITHOUT THE PRIOR WRITTEN CONSENT OF TIMES MICROWAVE SYSTEMS.

SYM	REVISION DESCRIPTION	DFTM	DATE	APPD	APPD
A	RELEASED FOR PRODUCTION	Joslen	2014.08.08	TZ	2014.08.08
B	Added mark	Joslen	05/24/2016	TZ	05/24/2016
C	Crimp Area Correction	Monica	05/08/2018	TZ	05/08/2018



Heat Shrink Tube



RECOMMENDED CABLE STRIPPING DIM'S
Connector adds: 25.84 mm

I. MATERIALS & FINISHES

Components	Materials	Finishes	Thk. (μ")
Body/Shell	Brass	Albaloy	80
Center Cont.	Brass	Gold	50
Ferrule	Brass	Albaloy	80
Insulator	PTFE	-	-
Gasket	Silicone	-	-

II. ELECTRICAL PROPERTIES

Impedance (Ω):	50
Frequency Range (GHz):	DC to 6 GHz
Dielectric Withstanding Voltage (V):	1000
Insulation Resistance (MΩ):	≥10000
VSWR:	≤1.30
Insertion Loss(dB, f/GHz):	-0.1x √f

III. ENVIRONMENT PROPERTIES

Temperature Range:	-55°C~+125°C
Thermal Shock:	MIL-STD 202G, Meth.107, Cond.B
Vibration:	MIL-STD 202G, Meth.204, Cond.B
Shock:	MIL-STD 202G, Meth.213, Cond I
Climatic Class:	IEC 60068 55/155/56
(2002/95/EC)RoHS:	Compliant


IV. MECHANICAL PROPERTIES

Center Cont.:	Solder
Outer Cont.:	Crimp
Coupling Nut Torque (N.m):	1.1
Cbl-Connector Retention Force (N):	850
Durability (cycles):	500

V. TOOLING

Stripping Tool: 3192-075/CST-500
Crimping Tool: 3192-181/3190-465

Compatible with Standard: IEC 60169-17

MATERIAL: UNLESS OTHERWISE SPECIFIED	DFTM.	Joslen					
	DATE	05/24/2016					
	CHKD	KG					
	DATE	05/24/2016					
USED ON: O	ALL DIMENSIONS ARE IN mm MACHINED SURFACES FINISH 1.6 RMS MAX. REMOVE ALL BURRS 0.15X45° MAX. BREAK MACHINE CORNERS 0.15X45° D MAX. FILLET R. TOLERANCES ON DECIMALS .X ±0.3 .XX ±0.15 ANGLES ±2° FRACTIONS ± N/A	APPD	TZ	<p>TC-500-TM-X</p> <p>TNC Male (Plug) Straight Solder Pin No Braid Trim Connector for LMR-500 Cable</p>			
SCALE: N/A	DWG SIZE: A4	DO NOT SCALE DRAWING	CODE IDENT: 68999	DATE: 05/24/2016	SHEET: 1 OF 1	3190-6009	REV: C