


CTSQ1918F Series

From 10mH to 45mH



CHARACTERISTICS

Description: Through hole common mode power line chokes

Applications: Switch mode power supplies, LED drivers, chargers, adapters, etc.

Packaging: Bulk

Operating Temperature: -40°C to +85°C

Storage Temperature: -40°C to +125°C

Inductance Test Frequency: 1kHz/0.25V

Balance Inductance (1kHz/0.25V): L(1-4)-L(2-3): 300µH Max.

Hi-Pot Test:

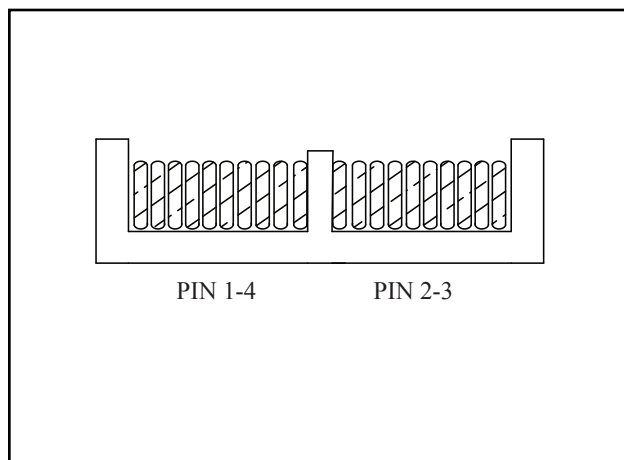
Coil to Coil: 1500VAC/60Hz 3mA 3sec

Coil to Core: 1000VAC/60Hz 3mA 3sec

Miscellaneous: RoHS Compliant.

Samples available. See website for ordering information.

WINDING ORDER

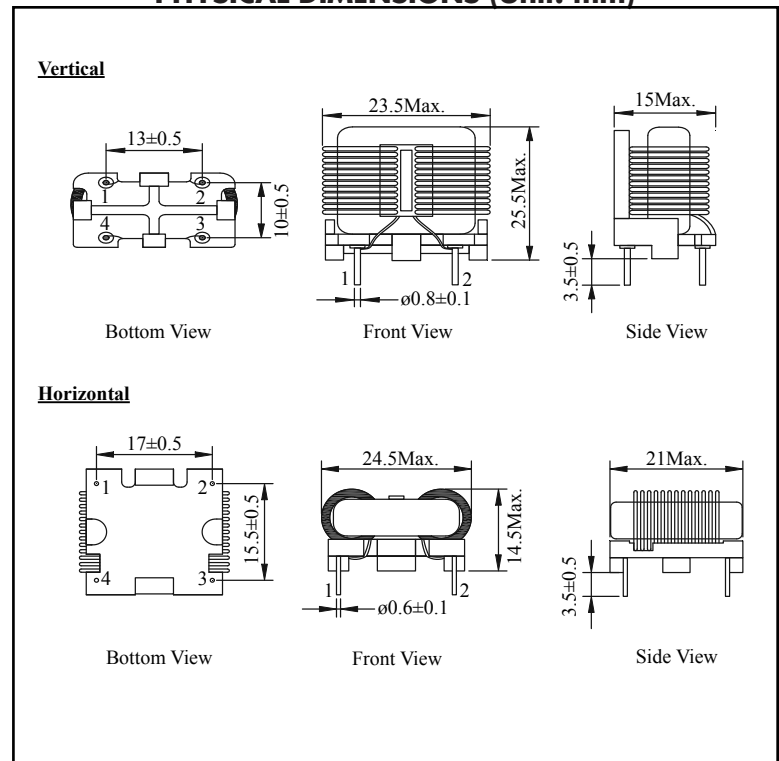


SPECIFICATIONS

Add **V** or **H** at end of part number for either Vertical or Horizontal mount.
V = Vertical, H = Horizontal

Part Number	Inductance Min. (1-4 / 2-3) (mH)	Allowable Current Max. (A)	DCR Max. (1-4 / 2-3) (mΩ)
CTSQ1918F-070-303- <u> </u>	30.0	0.70	420
CTSQ1918F-050-453- <u> </u>	45.0	0.50	400
CTSQ1918F-060-403- <u> </u>	40.0	0.60	400
CTSQ1918F-065-353- <u> </u>	35.0	0.65	400
CTSQ1918F-075-253- <u> </u>	25.0	0.75	300
CTSQ1918F-090-253- <u> </u>	25.0	0.90	250
CTSQ1918F-090-223- <u> </u>	22.0	0.90	250
CTSQ1918F-100-203- <u> </u>	20.0	1.00	250
CTSQ1918F-120-203- <u> </u>	20.0	1.20	250
CTSQ1918F-150-203- <u> </u>	20.0	1.50	220
CTSQ1918F-110-253- <u> </u>	25.0	1.10	200
CTSQ1918F-110-183- <u> </u>	18.0	1.10	150
CTSQ1918F-125-153- <u> </u>	15.0	1.25	150
CTSQ1918F-150-153- <u> </u>	15.0	1.50	100
CTSQ1918F-180-123- <u> </u>	12.0	1.80	100
CTSQ1918F-225-103- <u> </u>	10.0	2.25	100

PHYSICAL DIMENSIONS (Unit: mm)



SCHEMATIC

