

# Type SCA/SCA-P Super Fast Ceramic Tube Fuse 1/4" x 1 1/4" (6.3 X 32mm)



www.optifuse.com (619) 593-5050

## Agency Standards and Listings:



TÜV – 200mA ~ 10A 500VAC

## Specifications:

**Amperage:** 200mA ~ 25A

**Voltage:** 500VAC

## Materials:

Ceramic Body

## Lead Wire: (SCA-P)

Diameter Ø 0.8mm < 8A

Ø 1.0mm 8A~10A

Ø 1.2mm > 10A

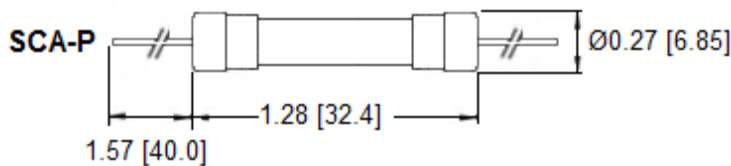
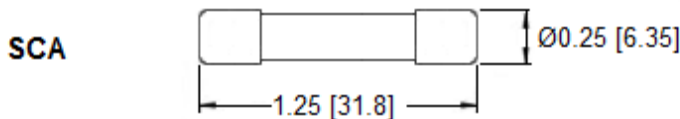
## Interrupt Rating:

10,000A at 500VAC (200mA-10A)

Cartridge Part Number	Axial Lead Part Number	Ampere Rating	Voltage Rating
SCA-200mA	SCA-P-200mA	200mA	500VAC
SCA-250mA	SCA-P-250mA	250mA	
SCA-300mA	SCA-P-300mA	300mA	
SCA-315mA	SCA-P-315mA	315mA	
SCA-350mA	SCA-P-350mA	350mA	
SCA-375mA	SCA-P-375mA	375mA	
SCA-400mA	SCA-P-400mA	400mA	
SCA-500mA	SCA-P-500mA	500mA	
SCA-600mA	SCA-P-600mA	600mA	
SCA-630mA	SCA-P-630mA	630mA	
SCA-700mA	SCA-P-700mA	700mA	
SCA-750mA	SCA-P-750mA	750mA	
SCA-800mA	SCA-P-800mA	800mA	
SCA-1A	SCA-P-1A	1A	
SCA-1.25A	SCA-P-1.25A	1.25A	
SCA-1.5A	SCA-P-1.5A	1.5A	
SCA-1.6A	SCA-P-1.6A	1.6A	
SCA-2A	SCA-P-2A	2A	
SCA-2.5A	SCA-P-2.5A	2.5A	
SCA-3A	SCA-P-3A	3A	
SCA-3.15A	SCA-P-3.15A	3.15A	
SCA-3.5A	SCA-P-3.5A	3.5A	
SCA-4A	SCA-P-4A	4A	
SCA-5A	SCA-P-5A	5A	
SCA-6A	SCA-P-6A	6A	
SCA-6.3A	SCA-P-6.3A	6.3A	
SCA-7A	SCA-P-7A	7A	
SCA-8A	SCA-P-8A	8A	
SCA-10A	SCA-P-10A	10A	
SCA-12A	SCA-P-12A	12A	
SCA-12.5A	SCA-P-12.5A	12.5A	
SCA-15A	SCA-P-15A	15A	
SCA-16A	SCA-P-16A	16A	
SCA-20A	SCA-P-20A	20A	
SCA-25A	SCA-P-25A	25A	

Time Characteristics					
Amperage	210%	275%		400%	1000%
	Max	Min	Max	Max	Max
< 1A	---	---		60ms	6ms
1A~10A	30m	5ms	1s	60ms	6ms
>10A~16A	30m	10ms	2s	100ms	10ms
>16A~25A	30m	10ms	5s	200ms	10ms

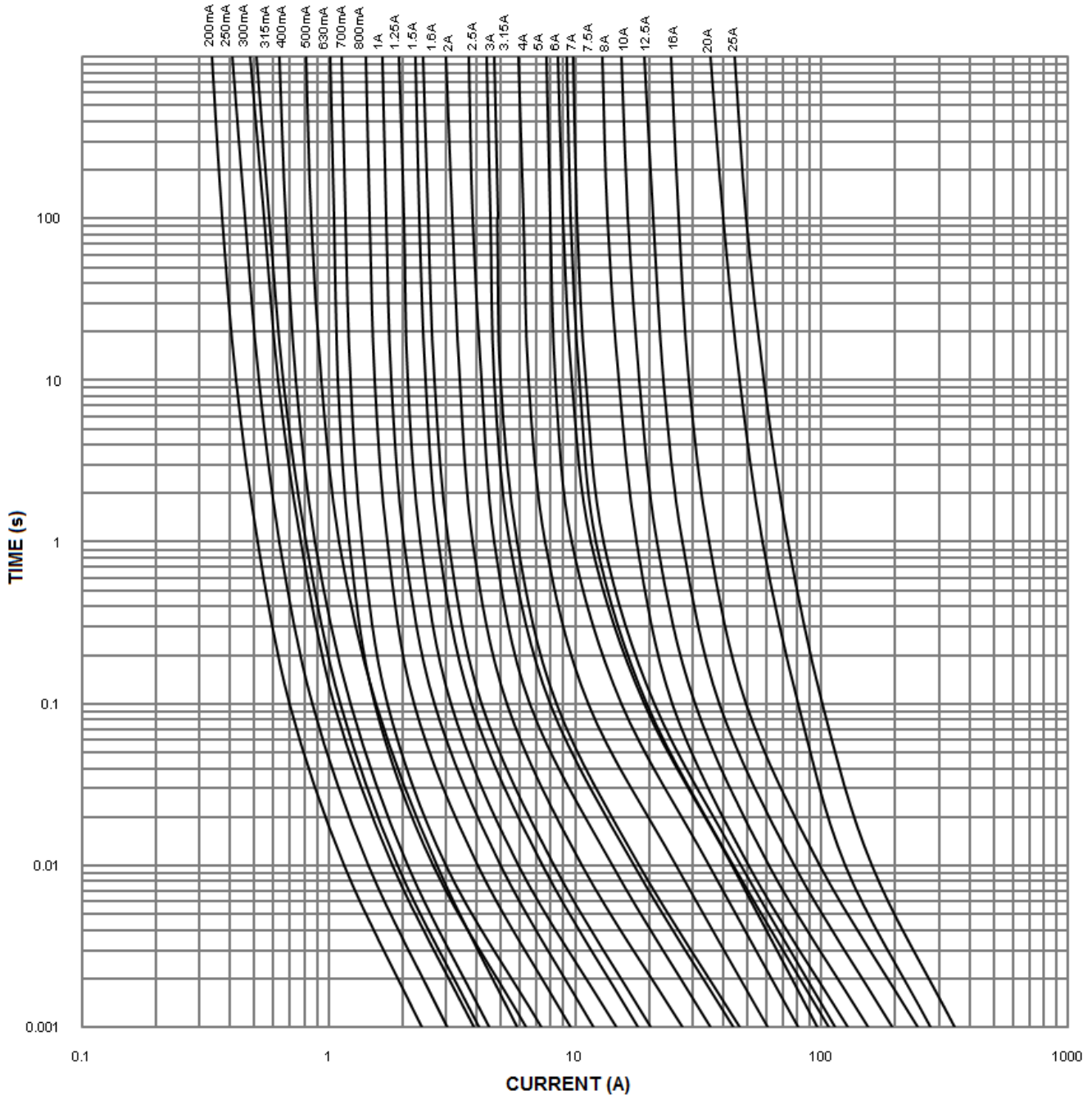
## Mechanical Dimensions:



**Type SCA/SCA-P**  
**Super Fast Ceramic Tube Fuse**  
**1/4" x 1 1/4" (6.3 X 32mm)**



Time Current Curve Graph



**Warning:**



-Operation beyond the specified maximum ratings or improper use may result in damage and possible electrical arcing and/or flame.

-Avoid contact of fuse with chemical solvent. Prolonged contact may damage the device performance.