

Easy-On FFC/FPC Connector, 0.50/1.00mm pitch, FD19 Series

Product 505110 / 200528

molex

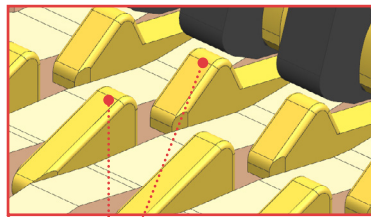
Versatile dual-contact FD19 Series FFC/FPC Connectors meet temperature requirements up to 150°C and come in a wide range of circuit sizes for maximum design flexibility across multiple markets and applications



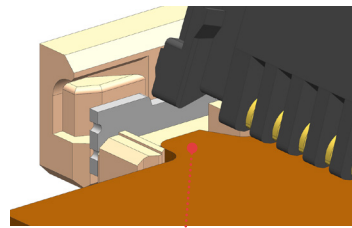
505110-****
(0.50mm pitch)

200528-****
(1.00mm pitch)

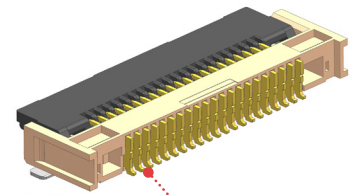
Features and Advantages



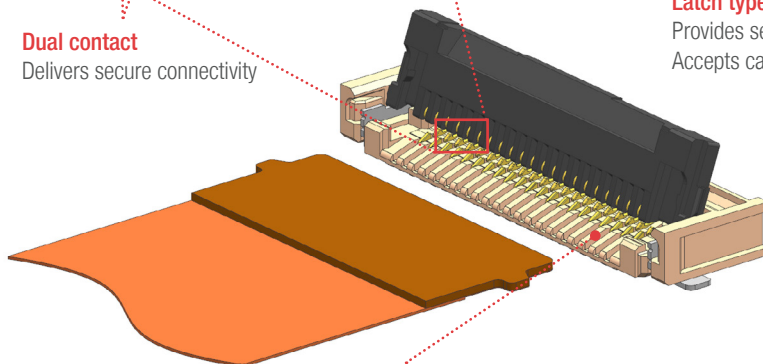
Dual contact
Delivers secure connectivity



Latch type FPC
Provides secure cable retention.
Accepts cable with or without tabs

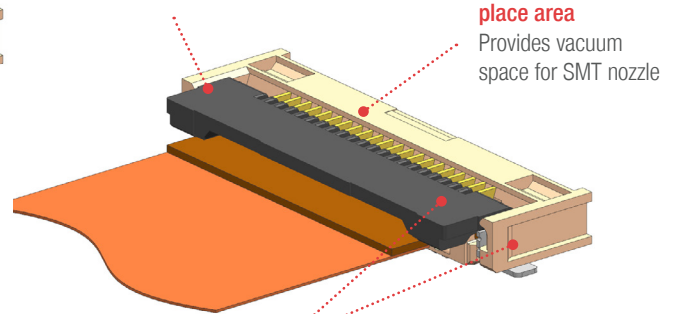


Nickel barrier
Eliminates the concern for solder and flux wicking



Wide frontage
Eases FFC/FPC insertion

Lock with clear, audible click
Ensures proper mating



Wide pick-and-place area
Provides vacuum space for SMT nozzle

Low-Halogen material
Meets environmental considerations

Applications

Automotive

- Car navigation
- Instrument panels
- Car infotainment

Home Appliance

- Flat panel TVs
- Refrigerators
- Vacuuuming machines

Industrial

- UAV (drone)
- Robotics

Consumer

- Game units
- VR/AR
- Printers



Car Infotainment



Home Appliance



UAV (Drone)

Easy-On FFC/FPC Connector, 0.50/1.00mm pitch, FD19 Series

Product 505110 / 200528

Specifications

REFERENCE INFORMATION

Packaging: Embossed tape and reel
 Use with: FFC/FPC
 Designed in: Millimeters
 RoHS: Yes
 Halogen free: Low-Halogen

ELECTRICAL

Voltage (max.): 50V
 Current (max.): 0.5A per circuit
 Contact Resistance (max.): 40 milliohms
 Dielectric Withstanding Voltage: 125V AC
 Insulation Resistance (min.): 50 Megohms

MECHANICAL

FFC/FPC Thickness: 0.30mm
 Durability (max.): 20 cycles

PHYSICAL

Housing: LCP, UL 94V-0, Beige
 Actuator: PA, UL 94V-0, Black
 Plating:
 Contact Area — Gold
 Solder Tail Area — Gold
 Underplating — Nickel
 Operating Temperature: -40 to +105°C
 or -40 to +150°C

CIRCUIT SIZE (0.50MM PITCH)

4, 5, 6, 7, 8, 9, 10, 11, 12, 13, 14, 15, 16, 17, 18, 19, 20, 21, 22, 23, 24, 25, 26, 27, 28, 29, 30, 31, 32, 33, 34, 35, 36, 37, 38, 39, 40, 41, 42, 43, 44, 45, 46, 47, 48, 49, 50, 51, 52, 53, 54, 55, 56, 57, 58, 59, 60, 61, 64, 68, 70, 80

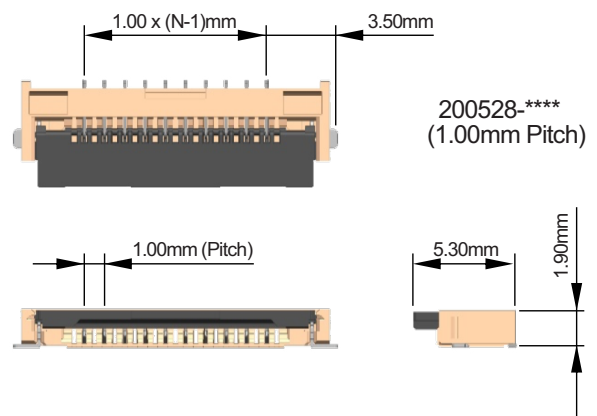
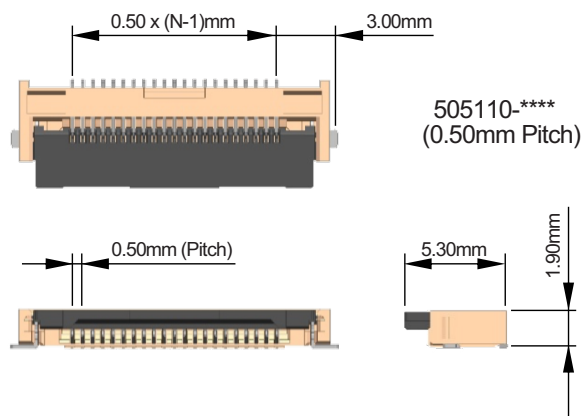
CIRCUIT SIZE (1.00MM PITCH)

4 to 30

Dimensions

Refer to molex.com for detail dimension

N = Circuit size



Ordering Information

Series No.	Pitch (mm)	Orientation	Contact Position	Circuits	Operating Temperature	Plating
505110-**92	0.50	Right-Angle	Bottom	4 to 19	-40 to +105°C	Gold
505110-**91				20 to 80	-40 to +105°C	
505110-**97				4 to 19	-40 to +150°C	
505110-**96				20 to 80	-40 to +150°C	
200528-0**0	1.00			4 to 30	-40 to +105°C	
200528-0**1				4 to 30	-40 to +150°C	

Replace with ** for Circuit size.

www.molex.com/link/easyon.html

Molex is a registered trademark of Molex, LLC in the United States of America and may be registered in other countries; all other trademarks listed herein belong to their respective owners.