

DESCRIPTION: 21WA4 // M // COAXIAL // PCB MOUNT

SPECIFICATIONS:

ELECTRICAL:

INSULATOR RESISTANCE: 5 GOHMS Min.
 DIELECTRIC WITHSTANDING: 1,000VAC r.m.s.
 OPERATING TEMPERATURE: -55° C ~ +125° C
 SIGNAL CONTACT RESISTANCE: 10 MillioHMS Max.
 COAXIAL CONTACT RESISTANCE: 2.7 MillioHMS Max.
 COAXIAL PINS: 50 OHM
 SIGNAL CONTACT CURRENT RATING: 5 AMPS

MECHANICAL:

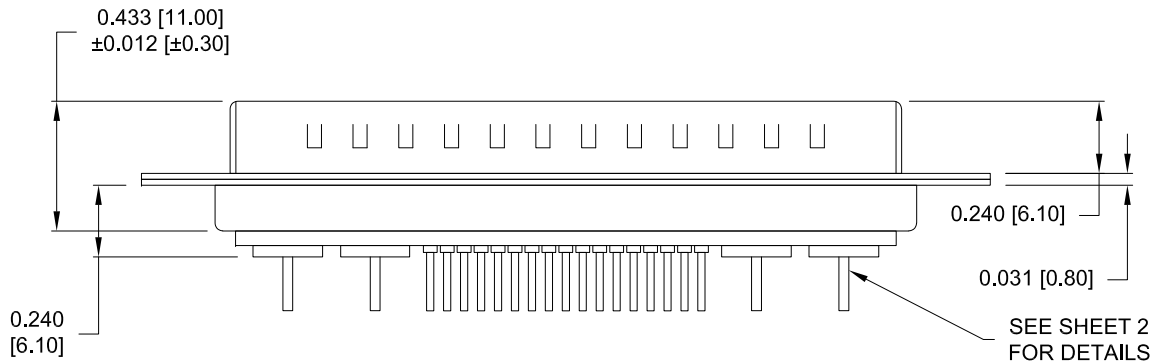
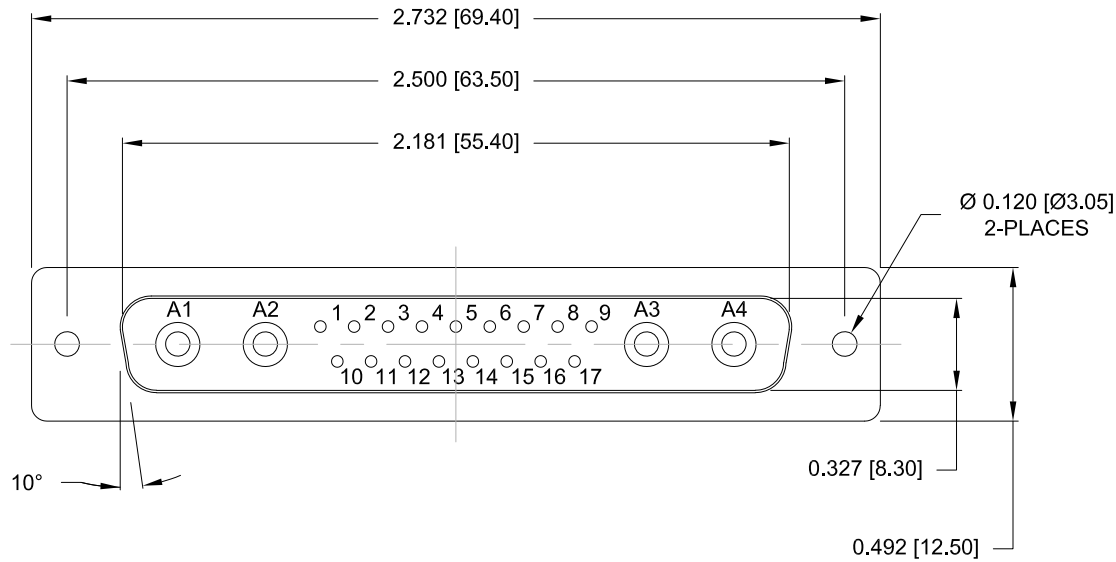
CONTACT INSERTION FORCE: 4.5 Kg Max.
 CONTACT SEPARATOR FORCE: 0.3Kg Min.

MATERIALS:

CONTACTS: BRASS
 INSULATOR: PBT UL94V-0 RATED,
 230°C PROCESS TEMP.
 SHELL: STEEL

FINISH:

SHELL: NICKEL
 CONTACTS: FULL GOLD FLASH



683M21WA4PLYYY

- 0 = 50 OHM
- 1 = Gold Flash
- 0 = NO HARDWARE
- 1 = 0.098" CN PCB SIDE
- 2 = 0.236" CN PCB SIDE
- 3 = 0.236" CN MATING SIDE
- 4 = 0.237" BOARDLOCK PCB SIDE
- 5 = 0.224" BOARDLOCK PCB SIDE

RoHS COMPLIANT

UNITS = INCHES [MM] DO NOT SCALE FROM DRAWING



THESE DRAWINGS AND SPECIFICATIONS ARE THE PROPERTY OF NorComp AND SHALL NOT BE REPRODUCED, COPIED OR USED AS THE BASIS FOR THE MANUFACTURE OR SALE OF APPARATUS WITHOUT WRITTEN PERMISSION.

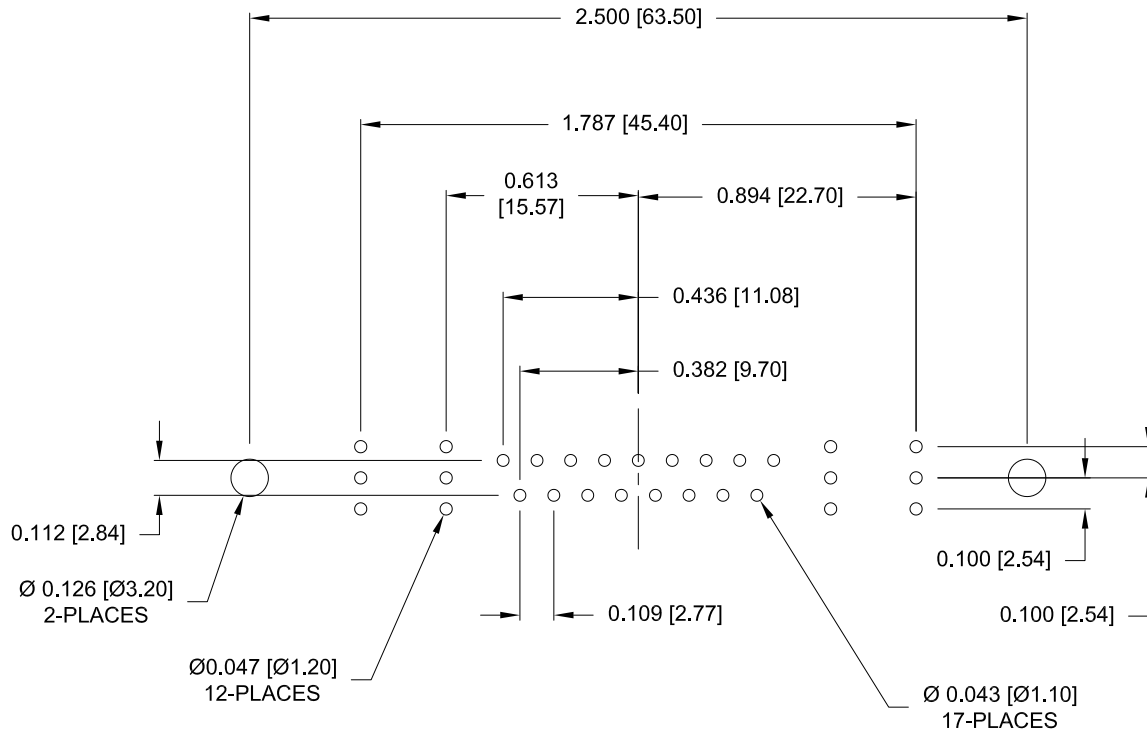
DRAWN: M. SIGMON

DATE: 03/13/2015

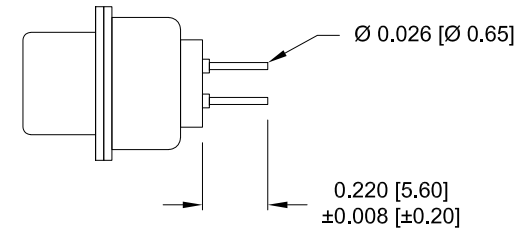
NorComp

| | | | |
|---------------|------------|----------------|----------|
| SCALE: NTS | SHEET 1 | OF 3 | REV 2 |
| DWG NO: | | 683M21WA4PLYYY | |

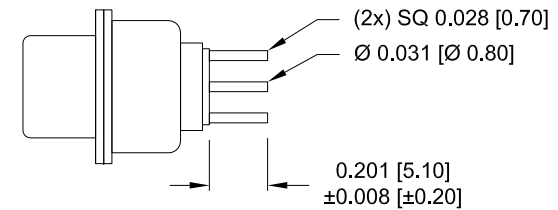
NOTE:
COAXIAL CONTACTS COME
PRE-LOADED INTO INSULATORS



RECOMMENDED PCB LAYOUT



SIGNAL CONTACTS



50 OHM COAXIAL CONTACT

RoHS COMPLIANT

UNITS = INCHES [MM] DO NOT SCALE FROM DRAWING



THESE DRAWINGS AND SPECIFICATIONS ARE THE PROPERTY OF NorComp AND SHALL NOT BE REPRODUCED, COPIED OR USED AS THE BASIS FOR THE MANUFACTURE OR SALE OF APPARATUS WITHOUT WRITTEN PERMISSION.

DRAWN:
M. SIGMON

DATE:
03/13/2015

NorComp

SCALE:
NTS

SHEET OF
2 3

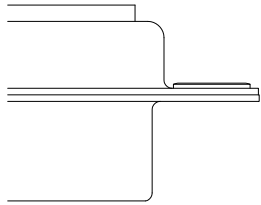
REV
2

DWG NO: 683M21WA4PLYYY

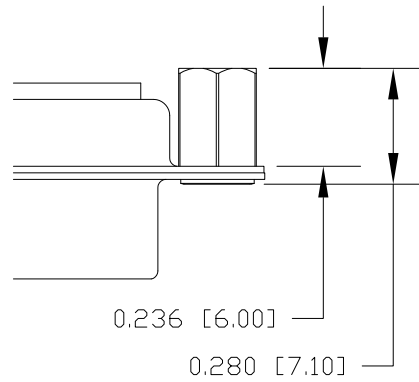
ALL CLINCH-NUTS ARE 4-40 INTERNAL THREADS

TOLERANCE:
ALL DIMENSIONS ARE ±0.010

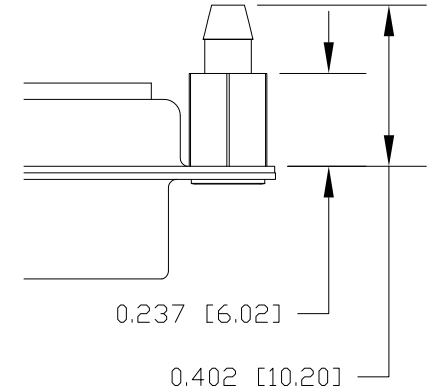
0 NO HARDWARE



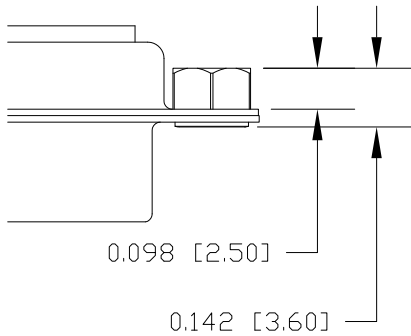
2 0.236" PCB SIDE



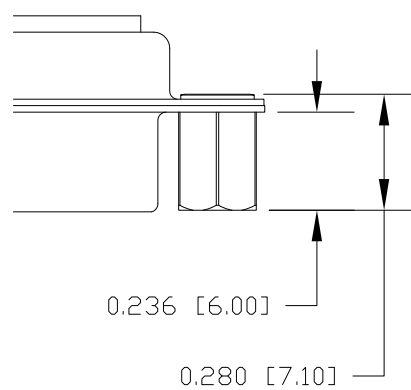
4 0.237" PCB SIDE



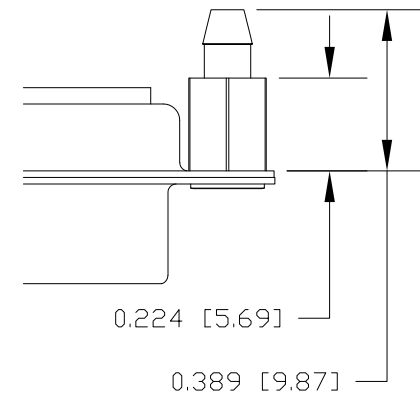
1 0.098" PCB SIDE



3 0.236" MATING SIDE



5 0.224" PCB SIDE



RoHS COMPLIANT

UNITS = INCHES [MM] DO NOT SCALE FROM DRAWING



THESE DRAWINGS AND SPECIFICATIONS ARE THE PROPERTY OF NorComp AND SHALL NOT BE REPRODUCED, COPIED OR USED AS THE BASIS FOR THE MANUFACTURE OR SALE OF APPARATUS WITHOUT WRITTEN PERMISSION.

DRAWN:
M. SIGMON

DATE:
03/13/2015

NorComp

SCALE:
NTS

SHEET OF
3 3

REV
2

DWG NO:

683M21WA4PLYYY