




General Purpose Strain Gages—Linear Pattern

GAGE PATTERN DATA - BASED ON ADVANCED SENSORS TECHNOLOGY					
 		GAGE DESIGNATION	RESISTANCE (OHMS)	OPTIONS AVAILABLE	
		See Note 1			
		C4A-XX-060SL-350-23P C4A-XX-060SL-350-29P C4A-XX-060SL-350-33P C4A-XX-060SL-350-39P C4A-XX-060SL-120-23P C4A-XX-060SL-120-29P C4A-XX-060SL-120-33P C4A-XX-060SL-120-39P	350 ± 0.3% 350 ± 0.3% 350 ± 0.3% 350 ± 0.3% 120 ± 0.3% 120 ± 0.3% 120 ± 0.3% 120 ± 0.3%		
		DESCRIPTION			
		Widely used general-purpose gage.			
GAGE DIMENSIONS		Legend			<input type="checkbox"/> inch <input type="checkbox"/> millimeter
		ES = Each Section CP = Complete Pattern S = Section (S1 = Section 1) M = Matrix			
Gage Length	Overall Length	Grid Width	Overall Width	Matrix Length	Matrix Width
0.060	0.166	0.100	0.130	0.24	0.19
1.52	4.22	2.54	3.30	6.0	4.9

GAGE SERIES DATA — See Gage Series datasheet for complete specifications			
Series	Description	Strain Range	Temperature Range
C4A	C4A encapsulated Constantan alloy gages with pre-attached ready-to-use cables. Length selections: 23P= 2 wires, 3 ft long; 29P= 2 wires, 9 ft long, 33P= 3 wires, 3 ft long; 39P= 3 wires, 9 ft long.	±3%	-60°F to +180°F (-51°C to +80°C)

Note 1: Insert desired S-T-C number in spaces marked XX.

Disclaimer

ALL PRODUCTS, PRODUCT SPECIFICATIONS AND DATA ARE SUBJECT TO CHANGE WITHOUT NOTICE.

Vishay Precision Group, Inc., its affiliates, agents, and employees, and all persons acting on its or their behalf (collectively, "VPG"), disclaim any and all liability for any errors, inaccuracies or incompleteness contained herein or in any other disclosure relating to any product.

The product specifications do not expand or otherwise modify VPG's terms and conditions of purchase, including but not limited to, the warranty expressed therein.

VPG makes no warranty, representation or guarantee other than as set forth in the terms and conditions of purchase. **To the maximum extent permitted by applicable law, VPG disclaims (i) any and all liability arising out of the application or use of any product, (ii) any and all liability, including without limitation special, consequential or incidental damages, and (iii) any and all implied warranties, including warranties of fitness for particular purpose, non-infringement and merchantability.**

Information provided in datasheets and/or specifications may vary from actual results in different applications and performance may vary over time. Statements regarding the suitability of products for certain types of applications are based on VPG's knowledge of typical requirements that are often placed on VPG products. It is the customer's responsibility to validate that a particular product with the properties described in the product specification is suitable for use in a particular application. You should ensure you have the current version of the relevant information by contacting VPG prior to performing installation or use of the product, such as on our website at vpgsensors.com.

No license, express, implied, or otherwise, to any intellectual property rights is granted by this document, or by any conduct of VPG.

The products shown herein are not designed for use in life-saving or life-sustaining applications unless otherwise expressly indicated. Customers using or selling VPG products not expressly indicated for use in such applications do so entirely at their own risk and agree to fully indemnify VPG for any damages arising or resulting from such use or sale. Please contact authorized VPG personnel to obtain written terms and conditions regarding products designed for such applications.

Product names and markings noted herein may be trademarks of their respective owners.

Copyright Vishay Precision Group, Inc., 2014. All rights reserved.