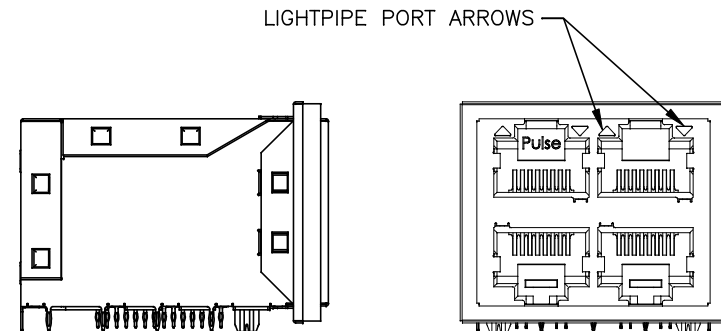
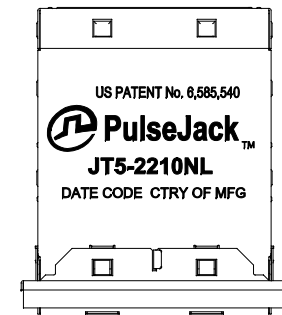


NOTES:

1. ROHS COMPLIANT.
2. PLASTIC HOUSING: THERMOPLASTIC MATERIAL WITH FLAMMABILITY RATING UL 94V-0 OR BETTER.
3. CONTACTS PLATING: 50 MICRO-INCH GOLD PLATING.
4. SIGNAL SOLDER PINS: TIN PLATED.
5. METAL SHIELD: NICKEL PLATED COPPER.
6. JACK CAVITY CONFORMS TO FCC PART 68 SUBPART F.
7. STORAGE TEMPERATURE: -20°C TO +125°C
8. COMPLIANT TO J-STD:
 - A. J-STD-002: SOLDERABILITY AT 245°C REFLOW PROFILE
 - B. J-STD-020: LEVEL 1, NO MOISTURE SENSITIVE
 - C. J-STD-075: W7, 270°C MAXIMUM THROUGH WAVE SOLDER

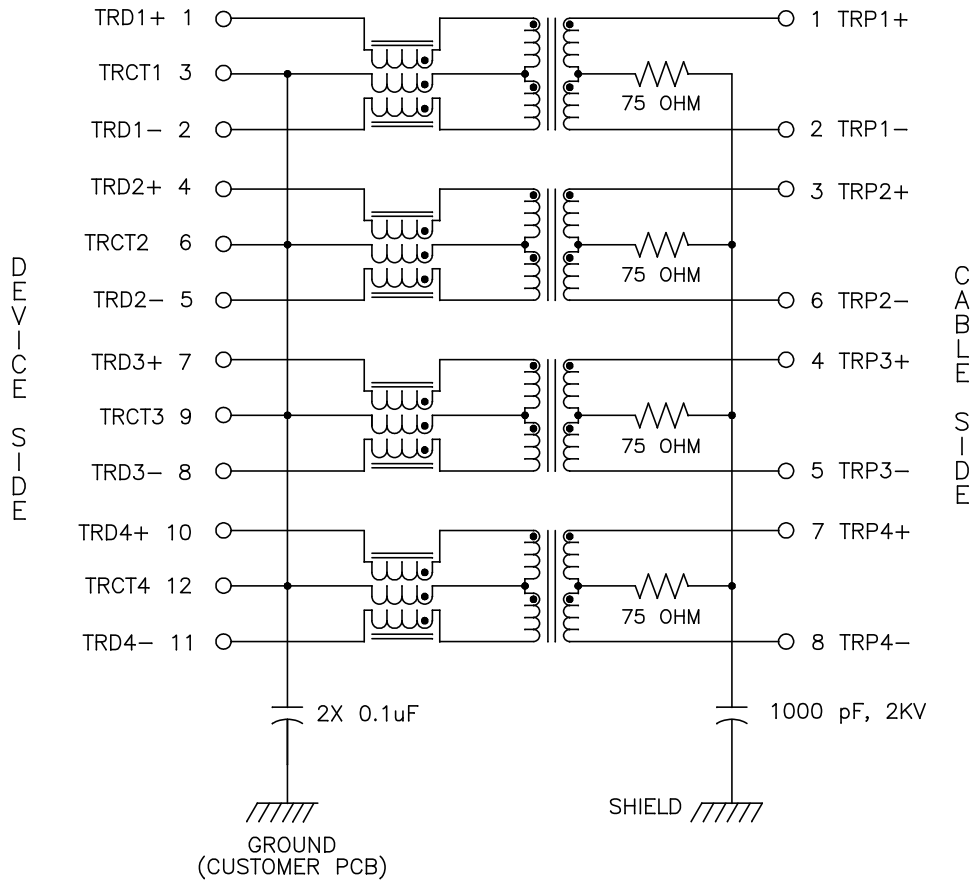
9. MAXIMUM SMT LED HEIGHT SHOULD NOT EXCEED 1.1mm.



FINAL OUTLINE

© Copyright, 2014. Pulse Electronics Corp. All rights reserved. Pulse confidential & proprietary. (09/17/14)

PRODUCT DESCRIPTION	TLA DRAWING	PS DRAWING	SHEET	PART NO.	DATASHEET REV.
CONN,RJ45,2X2,10G,4C,PRESS-FIT	JT5-2210NL-10	PS-2669.004-B	1 OF 5	JT5-2210NL	B



SCHEMATIC
PER PORT

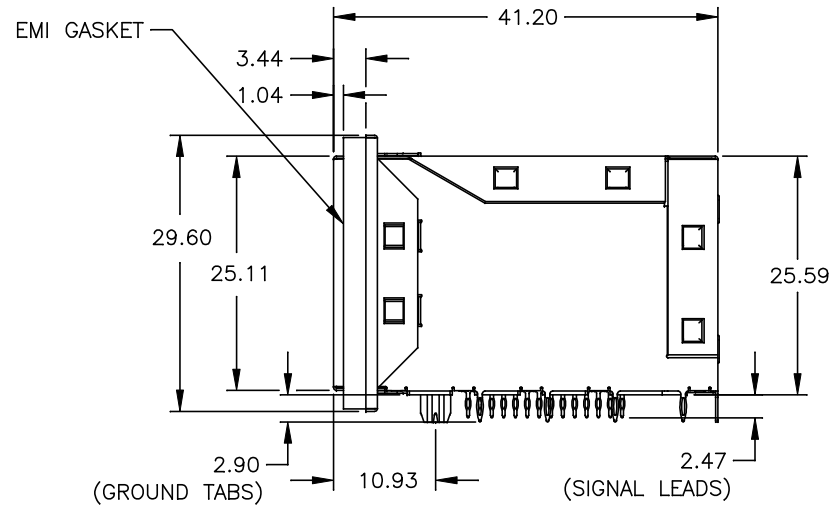
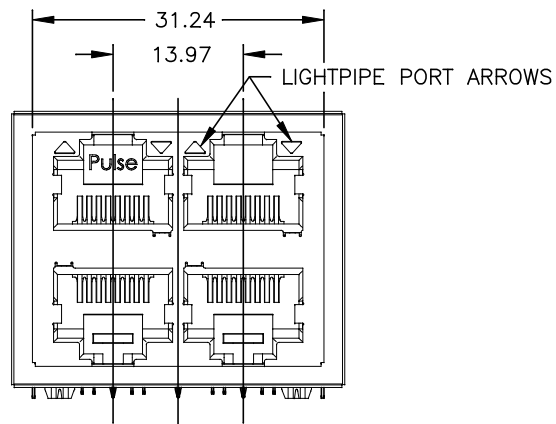
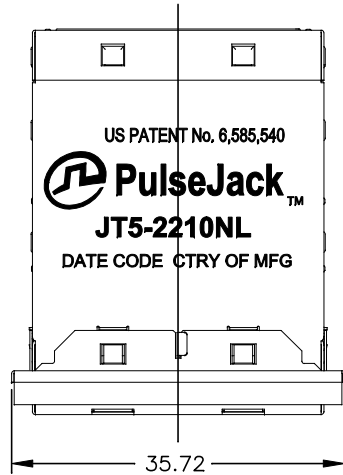
ELECTRICAL CHARACTERISTICS AT +25°C UNLESS OTHER SPECIFIED

PARAMETER	SPECIFICATIONS		
OPERATING TEMP	0°C TO +70°C		
TURNS RATIO	1.00 ± 2%		
POLARITY	PER SCHEMATIC		
INSERTION LOSS	100 KHz	1-400 MHz	
	-3.0 dB MAX	-2.0 dB MAX (-1.4 dB TYP)	
RETURN LOSS (Z OUT = 100 OHM ± 1%)	1-100 MHz	100 MHz-500 MHz	
	-22 dB MIN	-22 + 20.75*LOG (f/100)	
INDUCTANCE (OCL)	180 uH MIN @ 100 kHz, 100 mV		
CROSSTALK, ADJACENT CHANNELS	1-100 MHz	100-500 MHz	
	-28 dB MIN	-19 dB MIN	
COMMON MODE REJECTION RATIO	1-40 MHz	40-100 MHz	100-500 MHz
	-30 dB MIN	-28 dB MIN	-26 dB MIN
COMMON TO DIFFERENTIAL MODE REJECTION (CDMR)	1-250 MHz		250-500 MHz
	-30 dB MIN		-22 dB MIN
CURRENT CARRYING CAPABILITY, RJ45 PINS 1-8	500 mA MAX		
INPUT - OUTPUT ISOLATION	2250 VDC MIN @ 60 SECONDS		

NOTE: f IS FREQUENCY IN MHZ.

© Copyright, 2014. Pulse Electronics Corp. All rights reserved. Pulse confidential & proprietary. (09/17/14)

PRODUCT DESCRIPTION	TLA DRAWING	PS DRAWING	SHEET	PART NO.	DATASHEET REV.
CONN,RJ45,2X2,10G,4C,PRESS-FIT	JT5-2210NL-10	PS-2669.004-B	2 OF 5	JT5-2210NL	B

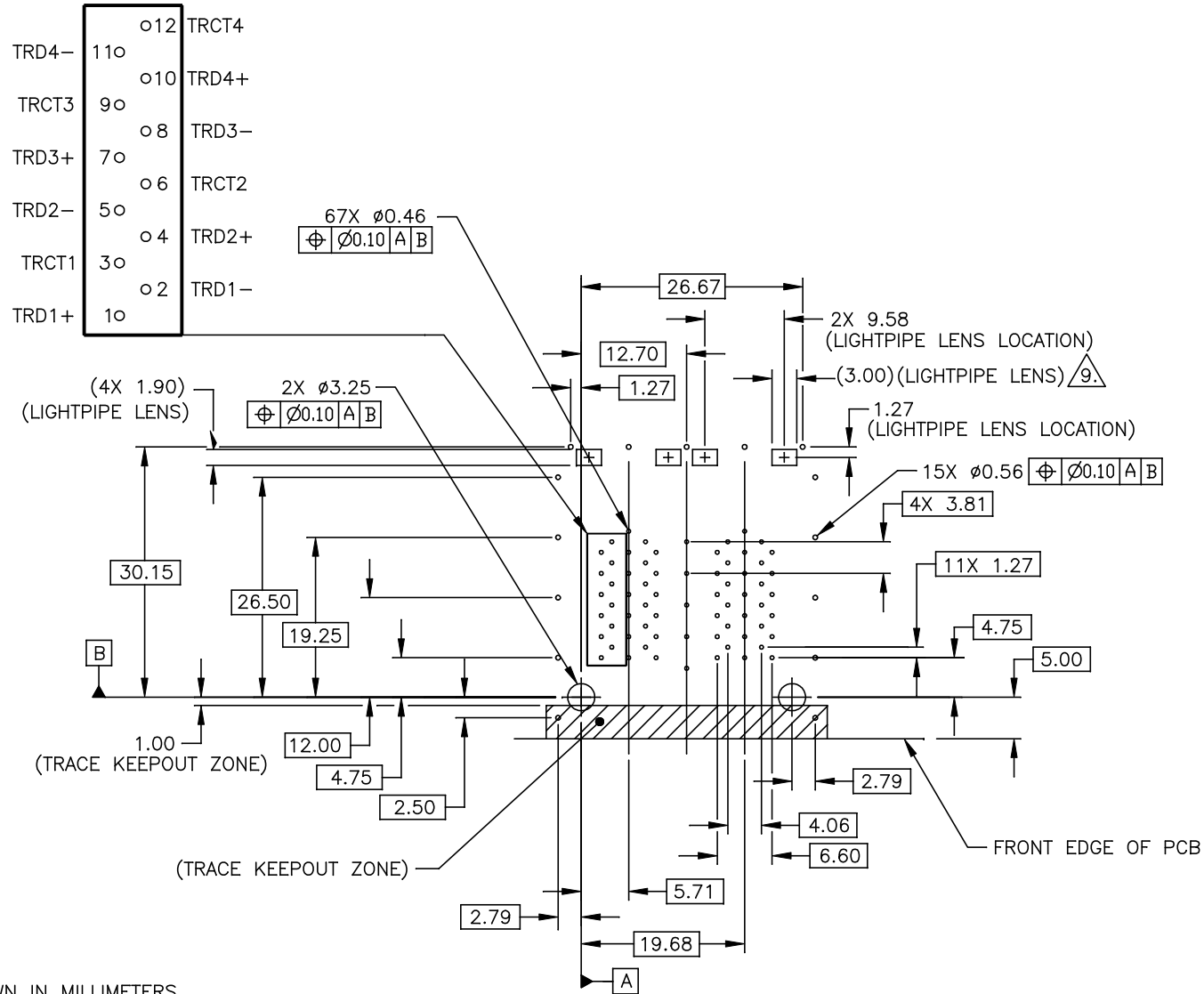


ALL DIMENSION ARE SHOWN IN MILLIMETERS.
 UNLESS OTHERWISE SPECIFIED,
 THE FOLLOWING TOLERANCES APPLY:

X.XX = ±0.25

© Copyright, 2014. Pulse Electronics Corp. All rights reserved. Pulse confidential & proprietary. (09/17/14)

PRODUCT DESCRIPTION	TLA DRAWING	PS DRAWING	SHEET	PART NO.	DATASHEET REV.
CONN,RJ45,2X2,10G,4C,PRESS-FIT	JT5-2210NL-10	PS-2669.004-B	3 OF 5	JT5-2210NL	B

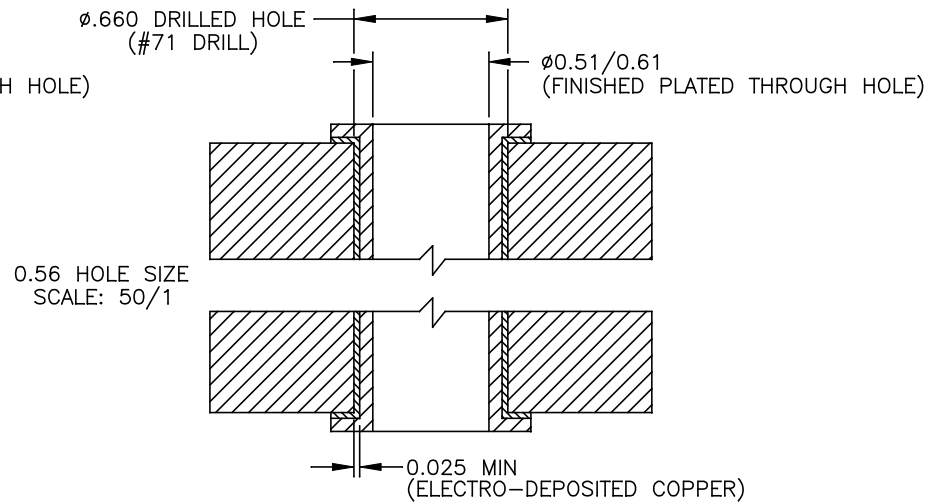
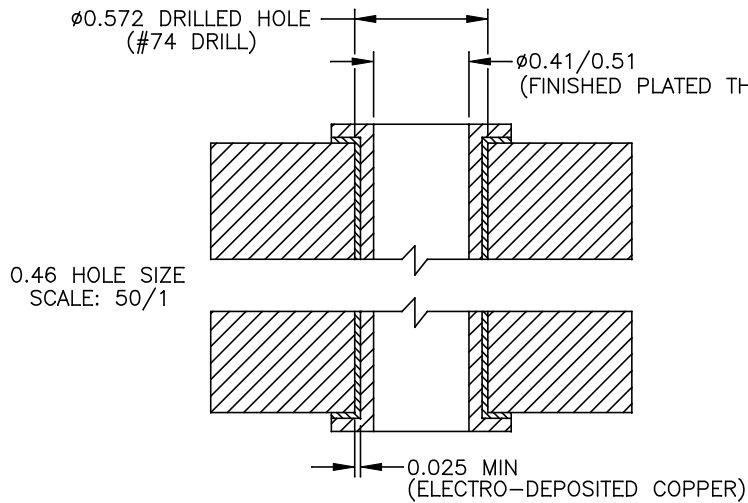
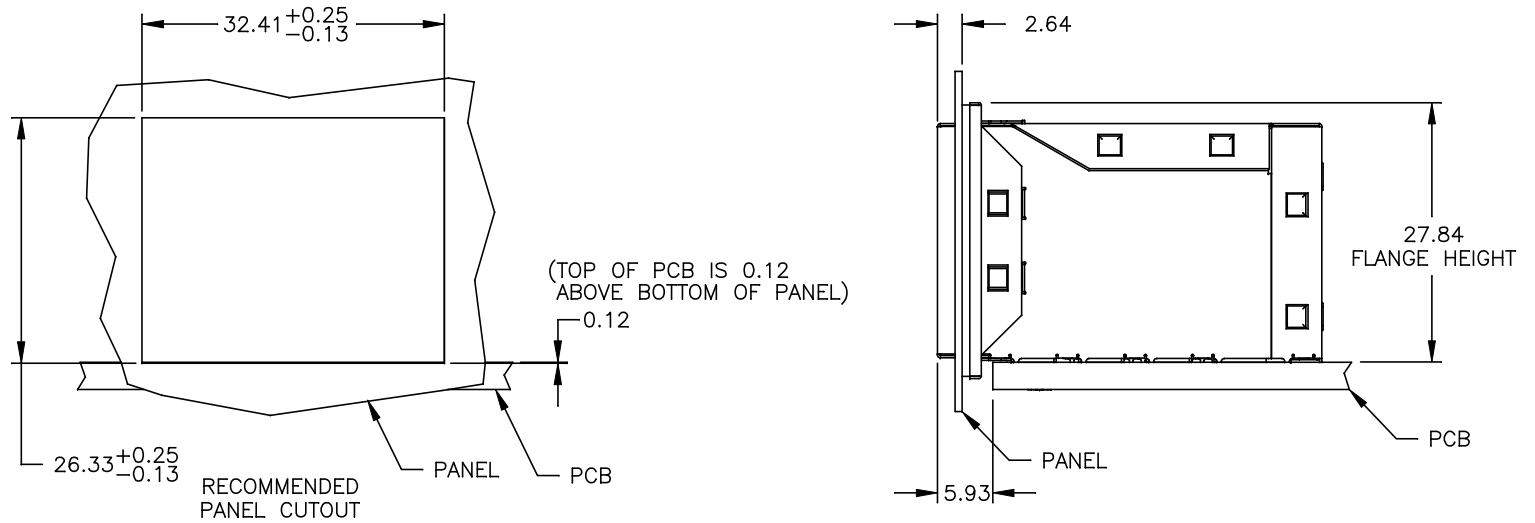


SUGGESTED FOOTPRINT (COMPONENT SIDE SHOWN)

ALL DIMENSION ARE SHOWN IN MILLIMETERS.
UNLESS OTHERWISE SPECIFIED,
THE FOLLOWING TOLERANCES APPLY:
X.XX = ±0.05

© Copyright, 2014. Pulse Electronics Corp. All rights reserved. Pulse confidential & proprietary. (09/17/14)

PRODUCT DESCRIPTION	TLA DRAWING	PS DRAWING	SHEET	PART NO.	DATASHEET REV.
CONN,RJ45,2X2,10G,4C,PRESS-FIT	JT5-2210NL-10	PS-2669.004-B	4 OF 5	JT5-2210NL	B



ALL DIMENSION ARE SHOWN IN MILLIMETERS.
UNLESS OTHERWISE SPECIFIED,
THE FOLLOWING TOLERANCES APPLY:
X.XX = ±0.25

© Copyright, 2014. Pulse Electronics Corp. All rights reserved. Pulse confidential & proprietary. (09/17/14)

PRODUCT DESCRIPTION	TLA DRAWING	PS DRAWING	SHEET	PART NO.	DATASHEET REV.
CONN,RJ45,2X2,10G,4C,PRESS-FIT	JT5-2210NL-10	PS-2669.004-B	5 OF 5	JT5-2210NL	B